

CHRISTIAN BROTHERS CONFERENCE

Lasallian Region of North America
Région Lasallienne de l'Amérique du Nord

3025 Fourth Street NE, #300 ■ Washington, DC 20017
202.529.0047 ■ Fax 202. 529.0775 ■ www.lasallian.info



Schools, Educational Centers, and Support Ministries:
A Report for the Brothers of the Christian Schools
United States/Toronto Region
2011-2012 Statistical Report

June 2012

Center for Applied Research in the Apostolate
Georgetown University
Washington, DC



Melissa A. Cidade, M.A.
Thomas P. Gaunt, S.J., Ph.D.
Mary L. Gautier, Ph.D.

Table of Contents

Executive Summary	1
Major Findings	2
Introduction	4
Organization of the Report	4
Interpreting the Report	4
Part I: Elementary and Secondary Schools	6
Canonical Ownership of Schools	6
Level of School	9
Number of Students	11
Single and Coeducational	12
Religious Preference of Students	16
Ethnic Origin of Students	19
Free or Reduced Lunch Program	22
Financial Aid	25
Faculty and Staff Ethnic Origin	28
Head of School	30
School Administrators	34
Non-Faculty Professional Staff	36
Support Staff	39
Faculty	41
Pastoral Ministry	43
Religion Department Staff	45
Religion Teachers	47
Part II: Postsecondary Institutions	50
Student Enrollment	50
Gender of Students	51
Commuter Status	52
Student Religious Affiliation	54
Student Ethnic Origin	56
Faculty Overview	58
Administrators Ecclesial Status	60
Other Non-Faculty Professionals	61
Support Staff	62
Ethnic Identity of Administrators, Faculty, and Staff	62
Pastoral Ministry	64
Campus Ministry	64
Religion Department	66

Lasallian Collegians Program	68
Part III: Educational Centers	70
Overview of Centers	70
Coeducational and Single Sex Centers.....	71
Year Founded	72
Ownership	73
Service to Those Under 21	74
Service to Those Over 21	76
Administration.....	78
Teachers	79
Direct Service Staff	80
Other Professional Staff	80
Support Staff	81
Ethnic Origin of Faculty and Staff	81
Pastoral Ministry	83
Religion Teachers.....	83
Campus Ministers.....	83
Religion Department	84
Part IV: Support Ministries	85
Part V: District and Regional Information	87
Overview of Offices	87
Administrators	87
Staff	88
Part VI: Christian Brothers Working for Non-Lasallian Organizations	90
Part VII: Christian Brothers of the U.S./Toronto Region	93
Part VIII: Lasallian Formation Programs	95
Appendix I: Primary and Secondary Schools Directory	97
Appendix II: Postsecondary Institutions Directory	165

Center for Applied Research in the Apostolate

Georgetown University, Washington, DC

Schools, Educational Centers, and Support Ministries:

A Report for the Brothers of the Christian Schools

United States/Toronto Region

2011-2012 Statistical Report

Executive Summary

In fall 2011, the Christian Brothers Conference of the United States/Toronto Region (Christian Brothers) engaged the Center for Applied Research in the Apostolate (CARA) at Georgetown University to analyze and prepare a report of the findings for the 2011-2012 survey of schools, educational centers and support ministries under the leadership of the Christian Brothers. The questionnaire was designed by and sent out via email to ministry leaders by the Christian Brothers Conference. The Christian Brothers Conference then gave the completed surveys to CARA, who created a series of datasets to analyze the results. Using prior Christian Brothers' reports as templates, this report presents the findings from this year's data collection.

The report is divided into eight parts and two appendices:

- Part I: is an overview of primary and secondary schools, including student characteristics and staffing and faculty information.
- Part II: provides data on the postsecondary institutions, highlighting student and staff and faculty data as well as campus ministry and other pastoral ministries at these institutions.
- Part III: presents findings from educational centers, including child care, group homes, retreat centers and alternative programs.
- Part IV: briefly summarizes the support ministries.
- Part V: provides District and Regional information.

- Part VI: describes the ministries of Christian Brothers who are working for non-Lasallian organizations.
- Part VII: presents the numbers of Christian Brothers of the U.S./Toronto Region by District and their areas of ministry.
- Part VIII: describes the characteristics of participants in Lasallian formation programs.
- Appendices: these list each of the ministries as well as a snapshot of the characteristics of each ministry.

Major Findings

Major findings from each part of the report include the following:

Characteristics of Primary and Secondary Schools

- There are 67 primary and secondary schools in the Lasallian Network of schools. Of these, 63 percent are coeducational and 37 percent are single sex.
- Lasallian Network schools serve a total of 39,102 students. Of these students, 16 percent are eligible for free or reduced price lunch. A full 73 percent of students are Roman Catholic, and 89 are Roman Catholic or some other Christian.
- At Lasallian Network Schools, 13 percent of administrators are Christian Brothers. There are 3,098 total teachers teaching at these schools, and 2 percent are Christian Brothers. A total of 257 campus ministers are in full-time or part-time positions in these schools, with 6 percent Christian Brothers.
- This report shows a slight decline (3 percent) in the number of PK-12 students served in 2011-2012 (39,102), as compared to the 40,182 in 2010-2011, and a net reduction of six schools reporting data. Nationally, the net change in students over this same time period was projected to be an increase of less than 1 percent.¹ Students in PK-12 Catholic Schools nationally dropped by about 7 percent during this same period.

Postsecondary Institutions

- There are 7 colleges and universities run by Christian Brothers. Of these, one is located

¹Digest of Education Statistics. 2010. National Center for Education Statistics, United States Department of Education. Washington, DC.

outside of the United States (Bethlehem University).

- There are a total of 35,512 students. Of these students, 47 percent are Roman Catholic and 67 percent are Roman Catholic or some other Christian.
- At postsecondary schools, 12 percent of administrators are Christian Brothers. There are a total of 2,966 faculty, and 48 campus ministers in full-time or part-time positions.
- In 2010-2011, 20,787 undergraduates were educated at the seven Christian Brother postsecondary institutions, as compared to 21,248 students in 2011-2012, representing an increase of 2 percent. In addition, postsecondary institutions educated 14,264 graduate students.

Educational Centers

- There are 19 educational centers run by Christian Brothers. Of these, seven are child care/group homes, seven are retreat centers, and five are alternative programs.
- A total of 8,214 people are served by educational centers (1,017 under 21, and 7,197 over the age of 21 years old).
- There are 99 administrators at educational centers. Of these, 12 percent are Christian Brothers.

Support Ministries

- There are 4 support ministries.
- There are 297 employees at these ministries.

Center for Applied Research in the Apostolate Georgetown University, Washington, DC

Schools, Educational Centers, and Support Ministries: *A Report for the Brothers of the Christian Schools* *United States/Toronto Region* **2011-2012 Statistical Report**

Introduction

In fall 2011, the Christian Brothers Conference of the United States/Toronto Region (Christian Brothers) engaged the Center for Applied Research in the Apostolate (CARA) at Georgetown University to analyze and prepare a report of the findings for the 2011-2012 survey of schools, educational centers and support ministries under the leadership of the Christian Brothers. The questionnaire was designed by and sent out via email to ministry leaders by Christian Brothers. Christian Brothers then gave the completed surveys to CARA, who created a series of datasets to analyze the results. Using prior Christian Brothers' reports as templates, this report presents the findings from this year's data collection.

Organization of the Report

The report is divided into eight parts and two appendices:

- Part I: is an overview of primary and secondary schools, including student characteristics and staffing and faculty information.
- Part II: provides data on the postsecondary institutions, highlighting student and staff and faculty data as well as campus ministry and other pastoral ministries at these institutions.
- Part III: presents findings from educational centers, including child care, group homes, retreat centers and alternative programs.
- Part IV: briefly summarizes the support ministries.
- Part V: provides District and Regional information.
- Part VI: describes the ministries of Christian Brothers who are working for non-Lasallian organizations.
- Part VII: presents the numbers of Christian Brothers of the U.S./Toronto Region by District and their areas of ministry.
- Part VIII: describes the characteristics of participants in Lasallian formation programs.
- Appendices: these list each of the ministries as well as a snapshot of the characteristics of each ministry.

Interpreting the Report

In addition to summarizing the responses to each question for the responding ministries as a whole, the report also compares the responses by District.

Because such a large portion of schools and ministries have been surveyed, statistical inference has limited meaning in the present context. For all practical purposes, the results presented in this report can be interpreted as representing a population, not a sample. Differences among Districts in this report may be assumed to reflect real differences that exist in the population.

Overview of Ministries and Offices	
<i>Total number of each</i>	
Ministry type	Total number
<i>Elementary and Secondary Schools</i>	
Elementary School (PK – 8)	4
Middle School	9
Middle through High School	7
High School	46
Elementary through High School (PK – 12)	1
<i>Higher Education</i>	
	7
<i>Educational Centers</i>	
	19
Child Care/Group Home	7
Retreat Center	7
Alternative Programs	5
<i>Support Ministries</i>	
	4
<i>Total</i>	90

² Please note the following schools are not included in this analysis:

- Bishop Walsh School, Cumberland, MD, is no longer part of the Lasallian network.
- De La Salle Academy, New York, NY, did not participate in data collection this year.
- St. Frances Academy, Baltimore, MD, is no longer part of the Lasallian network.
- The La Salle School at St. Gabriel’s, E. Elmhurst, NY, is closed.
- The San Miguel School of Camden, NJ, is closed.
- The San Miguel School of Minneapolis, MN, is closed.
- Holy Names Catholic School, Memphis, TN, did not participate in data collection this year.

Part I: Elementary and Secondary Schools

Part one covers elementary and secondary schools only. A list of these schools is included at the end of part one. A directory of schools is included in the Appendix with all other ministries. Postsecondary institutions are in section two. Other educational centers, including child care institutions, group homes, retreat centers, and alternative programs, are found in section three.

Canonical Ownership of Schools

The majority of schools (63 percent) are canonically owned by the Christian Brothers. The following parameters were given to respondents:

1. **Christian Brothers:** Refers to schools for which a District of the Brothers of the Christian Schools has canonical responsibility.
2. **Diocese:** Refers to schools for which a diocese has canonical responsibility (that is, both diocesan and parish schools).
3. **Other:** Neither Christian Brother or Diocese, includes schools for which another religious institute or organization has canonical responsibility.

*Please choose the appropriate entity with
canonical responsibility for the school.*

Number and percentage responding

	Number of all schools	Percentage of all schools
Christian Brothers	42	63%
Diocesan	21	31
Other	4	6
Total:	67	100%

Differences by District³

DENA has largest proportion of schools, with 39 percent. The Midwest District is second, with 33 percent of all schools.

*Please choose the appropriate entity with canonical responsibility
for the school.
Number and percentage responding*

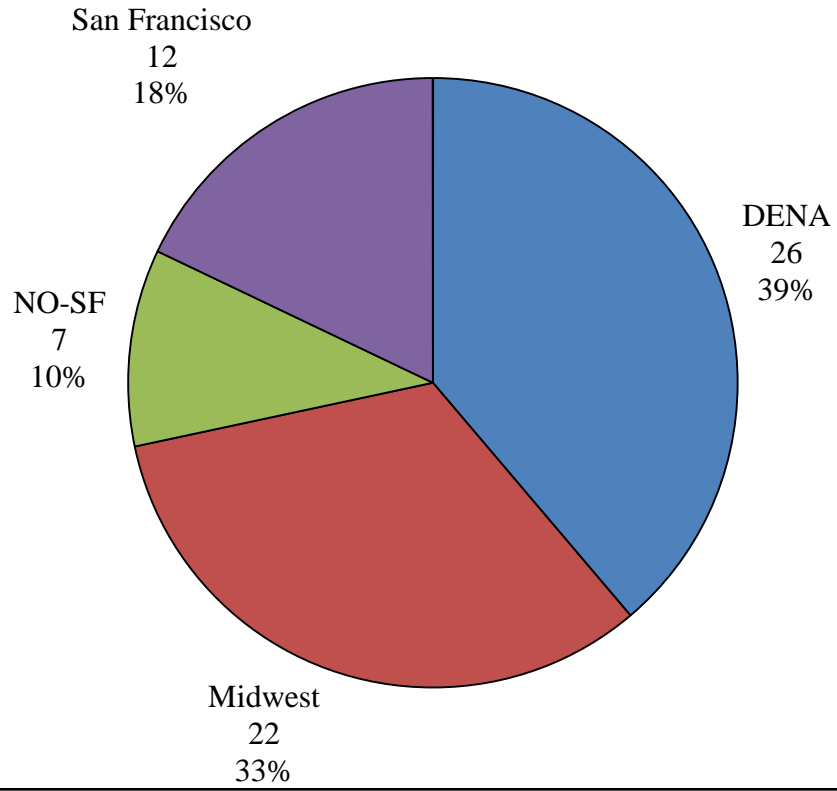
		Number of all schools	Percentage of all schools
DENA	Christian Brother	15	22%
	Diocesan	7	10
	Other	4	6
Midwest	Christian Brother	11	16
	Diocesan	11	16
	Other	0	0
NO-SF	Christian Brother	5	7
	Diocesan	2	3
	Other	0	0
San Francisco	Christian Brother	11	16
	Diocesan	1	2
	Other	0	0
Total:		67	100%

³ Each of the Districts is defined as such:

- DENA: The District of Eastern North America: includes Maryland, the District of Columbia, Michigan, Pennsylvania, New Jersey, New York, and Rhode Island, and Toronto, Canada.
- Midwest: The Midwest District: includes Ohio, Tennessee, Illinois, Wisconsin, Minnesota, Nebraska, Oklahoma, and Missouri, Montana.
- NO-SF: The New Orleans-Santa Fe District: includes Louisiana, Texas, New Mexico, and Colorado.
- San Francisco: The San Francisco District: includes Arizona, California, Oregon, and Washington. Shares ministries with North Mexico in Tijuana.

Schools by District

Number and percentage of schools in each District



Level of School

Each school was asked to classify themselves according to the grade levels offered at the school. The following categories were given to respondents:

- Elementary School – grades Pre-Kindergarten through 8
- Middle School – grades 5 through 8
- Middle/High School – grades 4 through 12
- High School – grades 9 through 12
- PK-12 – grades Pre-Kindergarten through 12

Almost seven in ten schools in the Lasallian Network are high schools (69 percent), compared to one in ten middle schools (13 percent) and middle through high schools (12 percent), 5 percent elementary schools, and 1 percent elementary through high schools⁴.

Check the box that best describes your school:

Percentage and number responding

	Number of all schools	Percentage of all schools
Elementary School	3	5%
Middle School	9	13
Middle through High School	8	12
High School	46	69
PK through High School	1	1
Total	67	100%

⁴ That one school is Martin De Porres School, Springfield Gardens, NY

Differences by District

Level of School by District		<i>Number and percentage responding</i>	
		Number of all schools	Percentage of all schools
DENA	Elementary School	1	1%
	Middle School	4	6
	Middle/High School	5	7
	High School	15	22
	PK-12	1	1
Midwest	Elementary School	2	3%
	Middle School	3	4
	Middle/High School	1	1
	High School	16	24
	PK-12	0	0
NO-SF	Elementary School	0	0%
	Middle School	1	1
	Middle/High School	2	3
	High School	4	6
	PK-12	0	0
San Francisco	Elementary School	0	0%
	Middle School	1	1
	Middle/High School	0	0
	High School	11	16
	PK-12	0	0
Total		67	100%

Number of Students

The total number of students in all elementary through secondary schools in the Lasallian Network is 39,102. Four in five of those students are in high schools (82 percent).

Number of Students in the School		
	Number of Students	Percentage of all students
Elementary School	327	<1%
Middle School	861	2
Middle/High School	5,232	13
High School	32,202	82
PK-12	480	1
Total	39,102	99*

* Sums to less than 100 due to rounding.

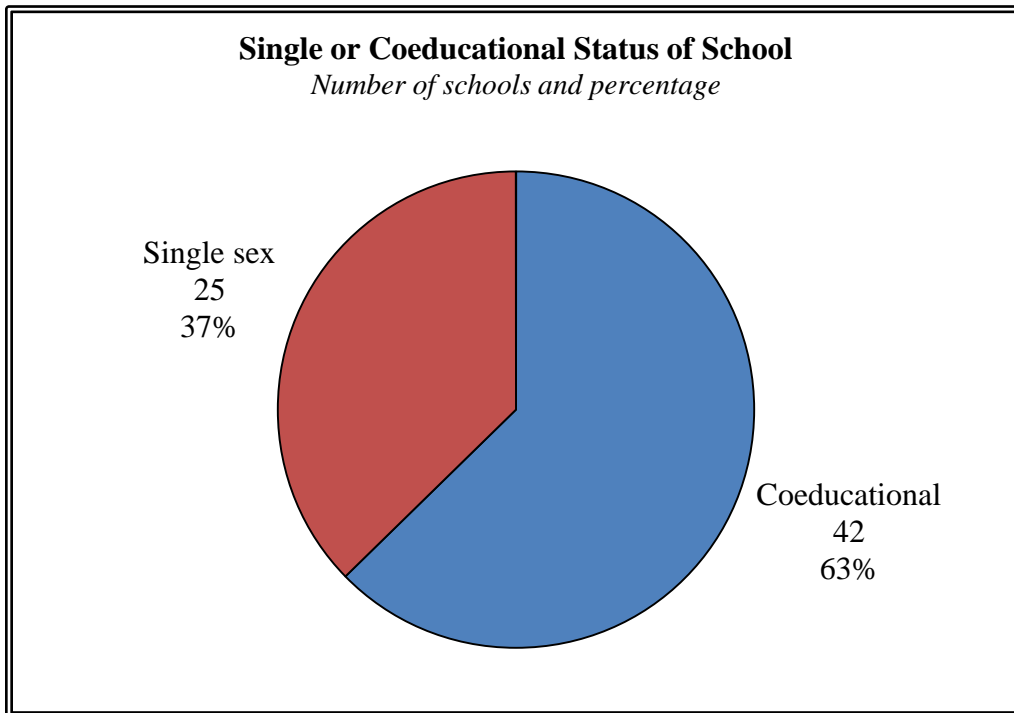
Differences by District

DENA and the Midwest District have the largest proportion of students overall: about two in five are within DENA (38 percent), while three in ten are in the Midwest District (31 percent).

Number of Students in the School		
	Number of Students	Percentage of all students
DENA	14,961	38%
Midwest	12,118	31
NO-SF	4,474	12
San Francisco	7,549	19
Total	39,102	100%

Single and Coeducational

One in three schools (37 percent) is single sex, while 63 percent are coeducational.



Differences by Level of School

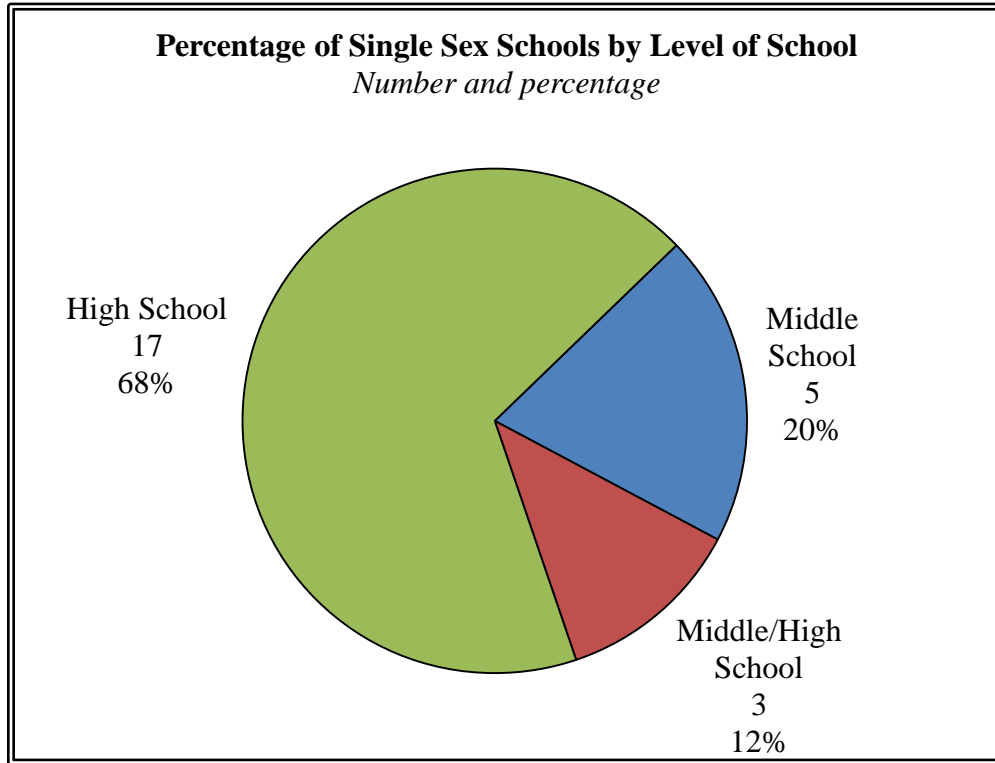
About seven in ten students at all education levels are male, while about three in ten are female.

	Males		Females	
	Number	Percentage	Number	Percentage
Elementary School	165	50%	162	50%
Middle School	708	82	153	18
Middle/High School	3,463	66	1,769	34
High School	23,125	73	8,439	27
PK-12	373	78	107	22
Total of all students	27,834	72%	10,630⁵	28%

- Half of elementary school students are male, and the other half are female. There are no single sex elementary schools.
- Four in five middle school students are male (82 percent), compared to about one in five who are female (18 percent). There are five single sex middle schools.
- Two in three middle/high school students are male, and the remaining third are female. There are three single sex middle/high school schools.
- About three in four high school students are male, while the remaining quarter are female. Seventeen high schools are single sex.
- Almost four in five PK-12 students are male (78 percent), and there are no PK-12 single sex schools.

⁵ The total of the number of male students and the number of female students is 38,464, slightly less than the total of all students, 39,102. This is because one school (DeLaSalle High School, Minneapolis, MN) did not submit the breakdown of the gender of their students (335 female; 303 male) until after the data collection period. Please note that this school is **not** reflected in the data on sex of students.

Almost seven in ten of the 25 single sex schools are high schools (68 percent).

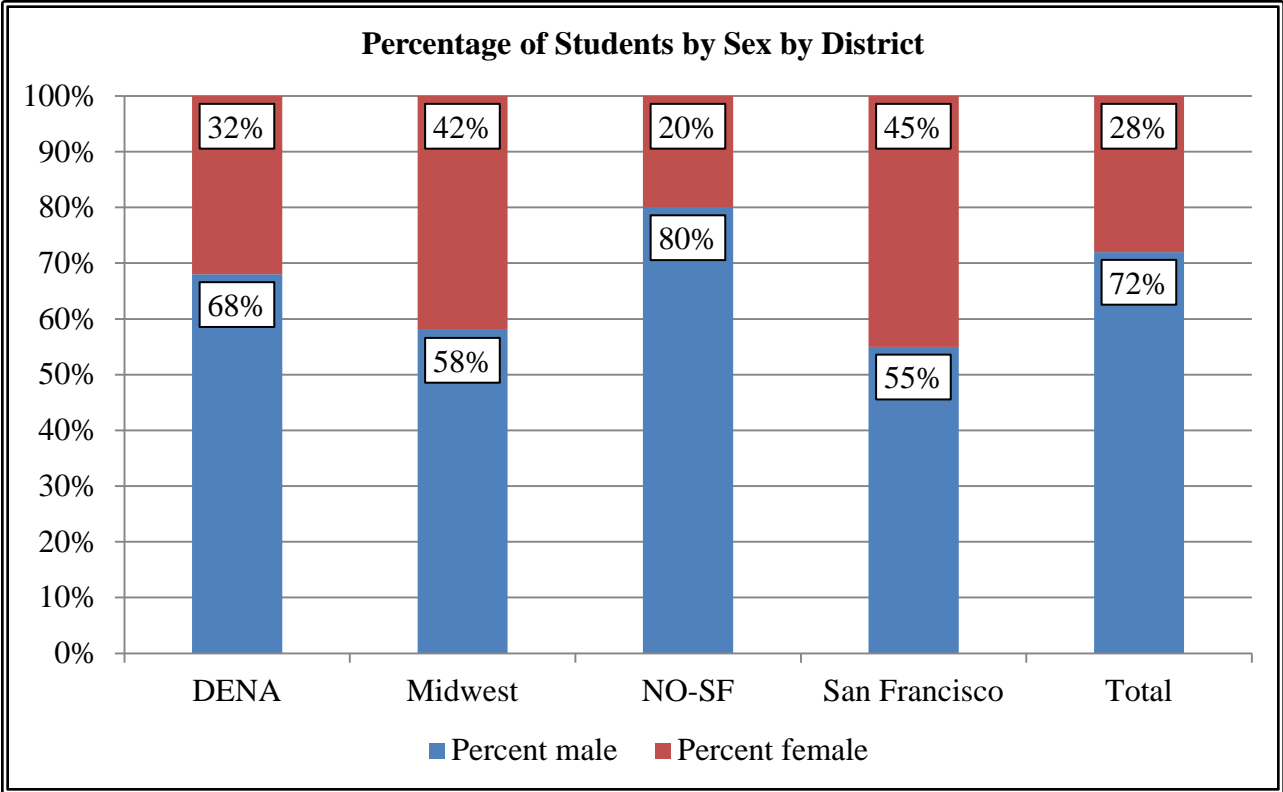


Differences by District

Sex of Student by District and Level of School

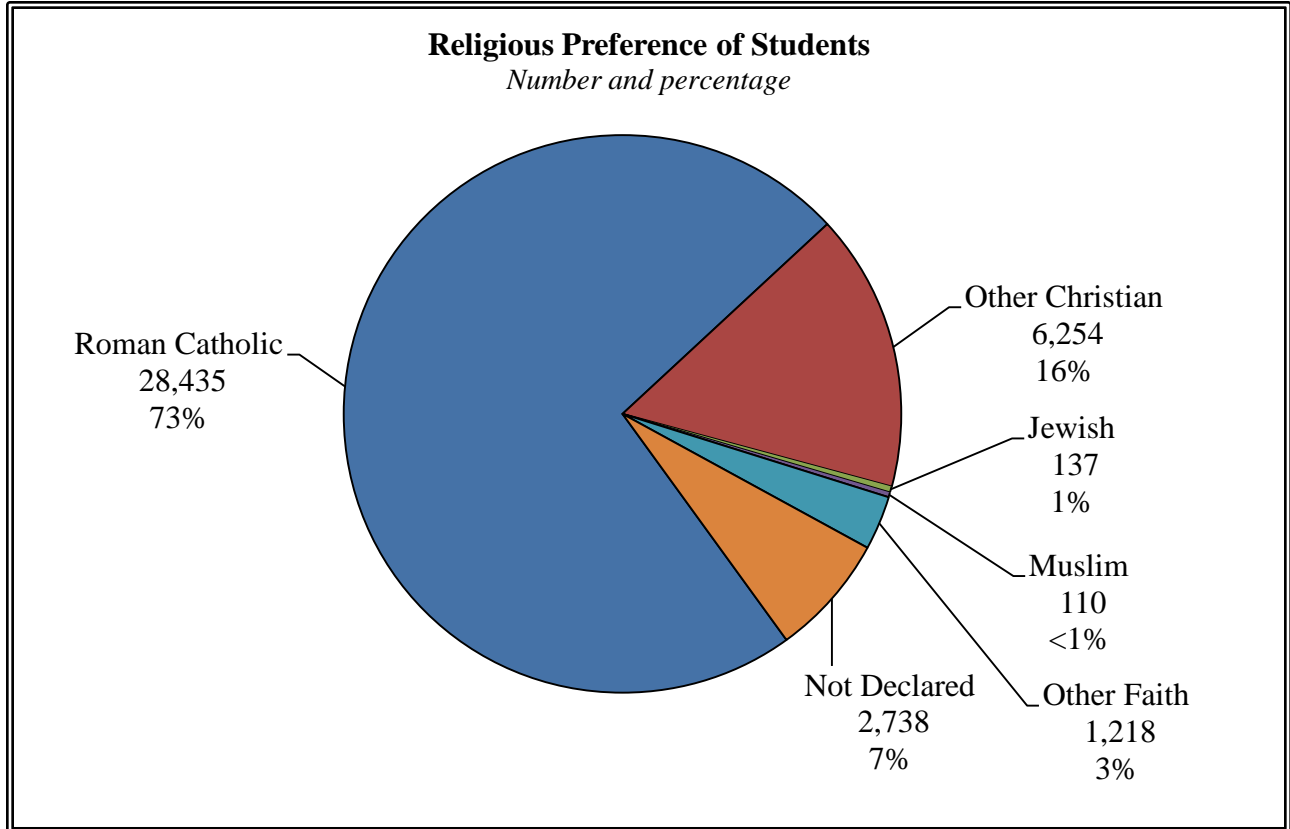
		Elementary School	Middle School	Middle/High School	High School	PK-12
DENA	Male	47	248	1,904	9,093	373
	Female	43	0	1,092	1,450	107
Midwest	Male	118	112	33	7,368	0
	Female	119	96	30	3,605	0
NO-SF	Male	0	290	1,232	2,054	0
	Female	0	0	337	561	0
San Francisco	Male	0	58	0	4,610	0
	Female	0	57	0	2,823	0
Total		327	861	5,232	31,564	480

In all Districts, the percentage of males is larger than of females. This is particularly true of schools in the NO-SF District, where four in five students are male, and one in five is female.



Religious Preference of Students

Almost three in four students (73 percent) are Roman Catholics. Almost nine in ten (89 percent) are Roman Catholic or other Christian.



- Almost one in ten students' religious preference is not declared.
- About four percent of students are either Jewish, Muslim, or of some other faith.

Differences by Level of School

Student Religious Preference by Level of School⁶

	<u>Elementary</u>		<u>Middle</u>		<u>Middle/High</u>		<u>High School</u>		<u>PK-12</u>	
	N	%	N	%	N	%	N	%	N	%
Roman Catholic	196	60%	668	78%	3,405	66%	24,038	75%	128	27%
Other Christian	99	30	105	12	548	11	5,207	16	295	61
Jewish	0	0	0	0	35	1	99	<1	3	1
Muslim	8	2	2	<1	9	<1	69	<1	22	5
Other Faith	16	5	18	2	499	10	683	2	2	<1
Not Declared	8	2	68	8	685	13	1,947	6	30	6
Total	327	100%	861	100%	5,181	100%	32,043	100%	480	100%

- Six in ten elementary school students are Roman Catholics. Nine in ten elementary school students are Roman Catholics or other Christians.
- Almost eight in ten middle school students (78 percent) are Roman Catholic. One in ten is other Christian, while almost one in ten (8 percent) does not have a declared religious preference.
- Two in three middle/high school students are Roman Catholic. One in ten is some other faith, while another one in ten (13 percent) does not have a declared religious preference.
- Three in four high school students are Roman Catholics, and one in six (16 percent) is other Christian.
- Six in ten students in a PK-12 school are other Christians. This is the only level of school where Roman Catholics are not the largest religious preference group.

⁶ “N” is the number of students, and % is the percentage of students of each religious group by level of school.

Differences by District

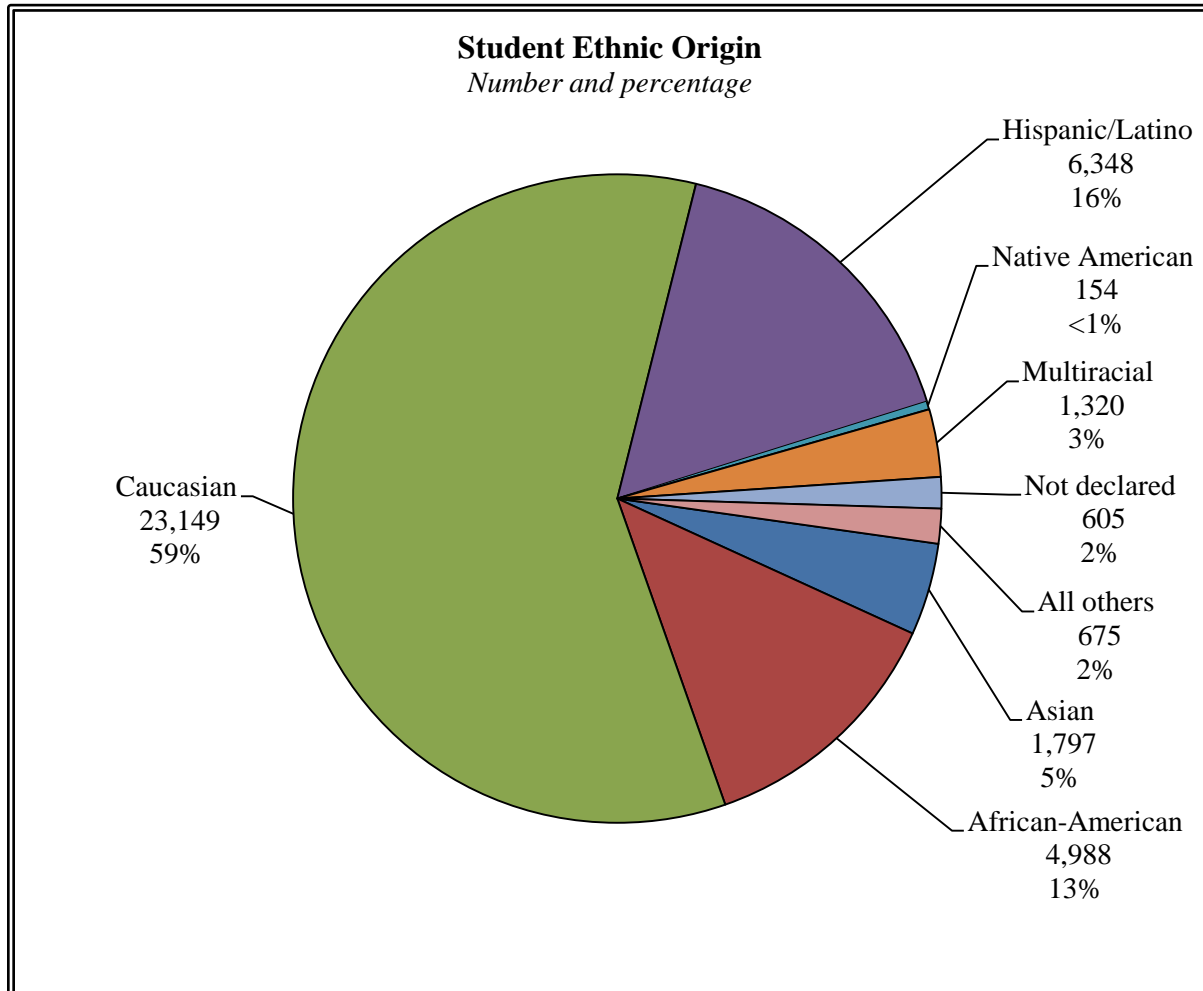
The majority of students in all Districts are Roman Catholic.

Student Religious Preference by District								
	<u>DENA</u>		<u>Midwest</u>		<u>NO-SF</u>		<u>San Francisco</u>	
	N	%	N	%	N	%	N	%
Roman Catholic	10,949	71%	9126	76%	3,681	83%	5,134	68%
Other Christian	2,156	14	2152	18	576	13	1,370	18
Jewish	44	<1	18	<1	30	1	45	<1
Muslim	66	<1	17	<1	10	<1	17	<1
Other Faith	850	5	58	<1	30	1	280	4
Not declared	1,351	9	588	5	96	2	703	9
Total	15,406	100%	11,959	100%	4,423	100%	7549	100%

- The NO-SF District has the highest concentration of Roman Catholic students, with eight in ten (83 percent) of students in that District having a religious preference of Roman Catholic.
- Roman Catholics make up between almost seven in ten to more than eight in ten students in each District.

Ethnic Origin of Students

About three in five students are Caucasian (59 percent). This is the largest ethnic origin group, followed by Hispanic/Latino (16 percent) and African-American (13 percent).



Differences by Level of School

More than two in five students in elementary schools (45 percent) are Hispanic/Latino, and another one in three (34 percent) is African-American.

Student Ethnic Origin					
<i>Percentage responding</i>					
	Elementary School	Middle School	Middle/High School	High School	PK-12
Asian	8%	3%	2%	5%	2%
African-American	34	13	5	13	60
Caucasian	11	33	67	60	8
Hispanic/Latino	45	49	11	16	29
Native American	0	0	<1	<1	0
Multiracial	2	1	2	4	1
Not Declared	0	0	1	2	0
All Others	0	0	12	<1	0
Total	100%	100%	100%	100%	100%

- One in ten students in elementary school is Caucasian (11 percent), and another 8 percent are Asian.
- Almost half of students in middle school are Hispanic/Latino (49 percent). One in three middle school students are Caucasian, and another one in ten is African-American (13 percent).
- In the middle/high school schools, two in three students (67 percent) are Caucasian, while one in ten (11 percent) is Hispanic/Latino. An additional 12 percent of students are categorized as “all others.”
- In the high schools, six in ten students are Caucasian. One in six students (16 percent) is Hispanic/Latino, and 13 percent is African-American. One in twenty students in high school (5 percent) is Asian.
- Six in ten students in PK-12 schools are African-American; another three in ten are Hispanic/Latino.

Differences by District

The majority of students in each District are Caucasian, except in the San Francisco District, where no one ethnic origin comprises a majority of students.

Student Ethnic Origin								
<i>Percentage and number responding</i>								
	<u>DENA</u>		<u>Midwest</u>		<u>NO-SF</u>		<u>San Francisco</u>	
	N	%	N	%	N	%	N	%
Asian	414	3%	288	2%	73	2%	1,022	14%
African-American	2,589	17	1,606	13	245	5	548	7
Caucasian	8,718	58	8,335	69	2,950	66	3,146	42
Hispanic/Latino	2,016	13	1,452	12	1,113	25	1,767	23
Native American	19	0.1	74	1	25	1	36	<1
Multiracial	242	2	249	2	34	1	795	11
Not Declared	297	2	37	<1	33	1	238	3
All Others	666	4	8	<1	1	<1	0	0
Total	14,961	100%	12,049	100%	4474	100%	7,552	100%

- About one in five students in DENA is African-American (17 percent) or Hispanic/Latino (13 percent). More than half are Caucasian (58 percent).
- Almost seven in ten students in the Midwest District are Caucasian (69 percent). About one in ten is African-American or Hispanic/Latino.
- Two in three students in the NO-SF District are Caucasian, compared to one in four Hispanic/Latino students.
- One in four students in the San Francisco District is either Asian (14 percent) or multiracial (11 percent).

Free or Reduced Lunch Program

Three in ten schools have 76 percent or more of their students eligible for free or reduced price lunch. A total of 6,285 students in schools in the Lasallian Network are eligible for free or reduced price lunch. Nationally, in 2009, 44 percent of students were eligible for free or reduced price lunch programs.⁷

Free or Reduced Price Lunch

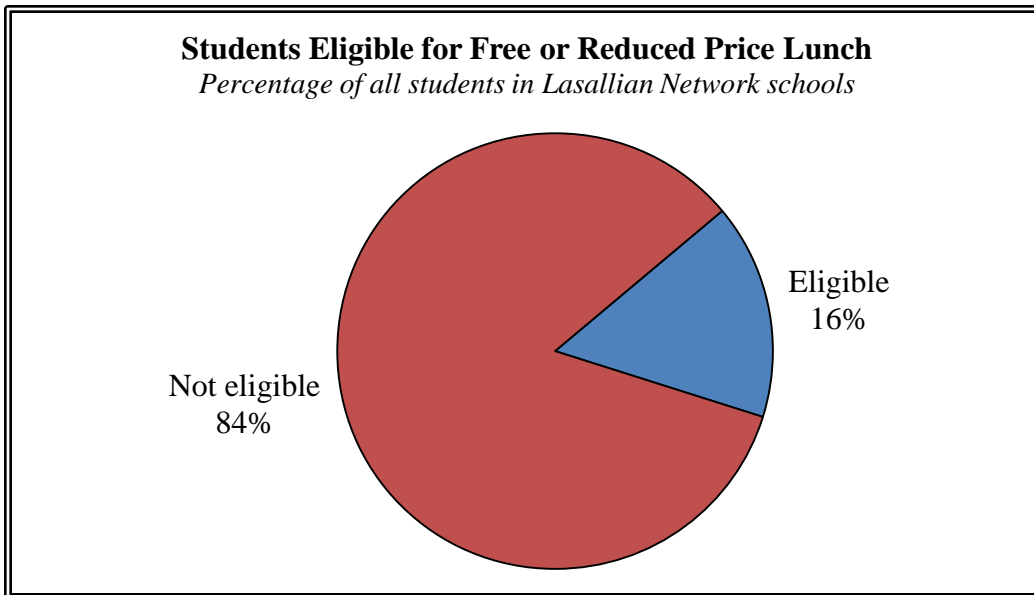
Percentage of schools with students who qualify for free or reduced price lunch program whether the school offers the program or not, according to the Federal Income Eligibility Guidelines⁸

Fewer than 5 percent of students	18%
5 to 10 percent of students	22
11 to 25 percent of students	16
26 to 50 percent of students	8
51 to 75 percent of students	8
76 percent or more students	29

- One in five schools (18 percent) has fewer than 5 percent of their students eligible for free or reduced price lunch programs.
- One in five schools (22 percent) has between 5 and 10 percent of students eligible for free or reduced price lunch programs.
- More than one in three schools (37 percent) has a majority (greater than 50 percent) of its students eligible for free or reduced price lunch programs.
- One in five students in a Lasallian Network school is eligible for free or reduced price lunch.

⁷ Digest of Education Statistics. 2010. National Center for Education Statistics, United States Department of Education. Washington, DC.

⁸ See United States Department of Agriculture School Meals Guidelines, available: <http://www.fns.usda.gov/cnd/governance/notices/iegs/IEGs10-11.htm>



Differences by Level of School

More than nine in ten students in Lasallian Network elementary schools are eligible for free or reduced price lunch programs.

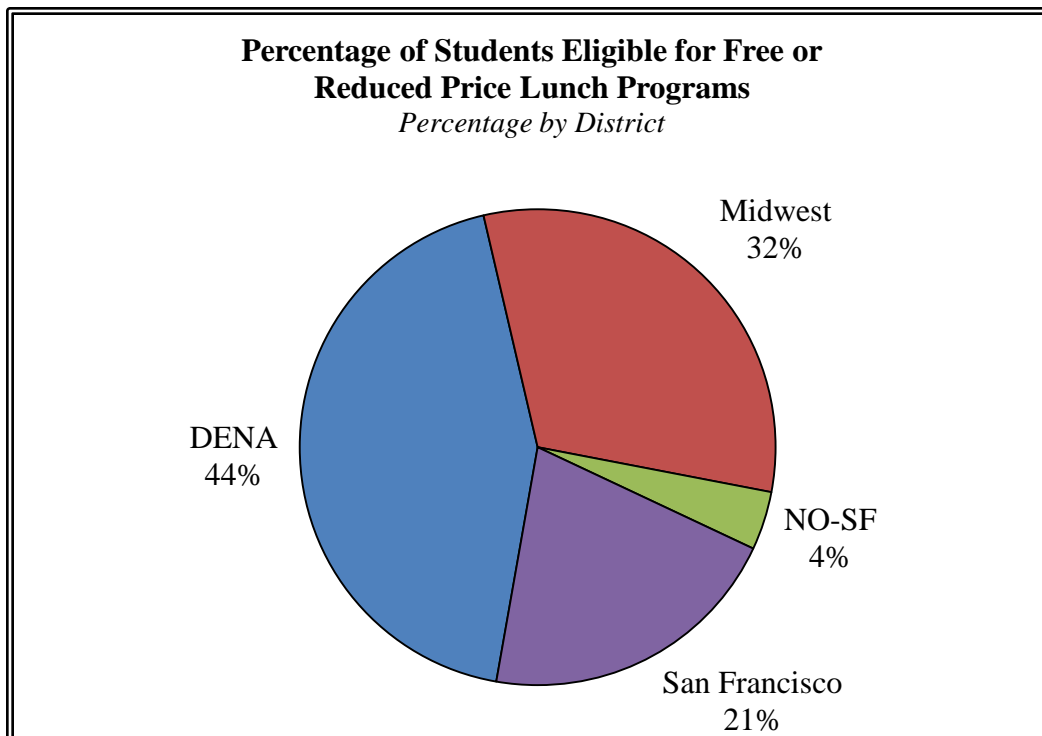
	Total	Percentage of students in that level of school
Elementary School	306	94%
Middle School	525	60
Middle/High School	286	5
High School	4,757	15
PK-12	411	85
Total	6,285	

- Three quarters of the students at schools in the Lasallian Network who are eligible for free or reduced price lunch programs are in high school.
- Three in five students in middle school are eligible for free or reduced price lunch. Almost one in ten students eligible for free or reduced price lunch programs is in middle school.
- More than four in five students in PK-12 are eligible for free or reduced price lunch. Six percent of those students eligible for free or reduced price lunch are in PK-12.

Differences by District

Students Eligible for Free or Reduced Price Lunches		
	Total	Percentage of Students in that District
DENA	2,759	19%
Midwest	1,998	17
NO-SF	259	6
San Francisco	1,269	17

- Two in five students in DENA are eligible for free or reduced price lunch.
- Almost one in six students in the Midwest and San Francisco Districts is eligible for free or reduced price lunch programs. One third of students eligible for such programs is in the Midwest, while another one in five (21 percent) is in the San Francisco District.
- Fewer than one in ten students in the NO-SF District is eligible for free or reduced price lunch programs.



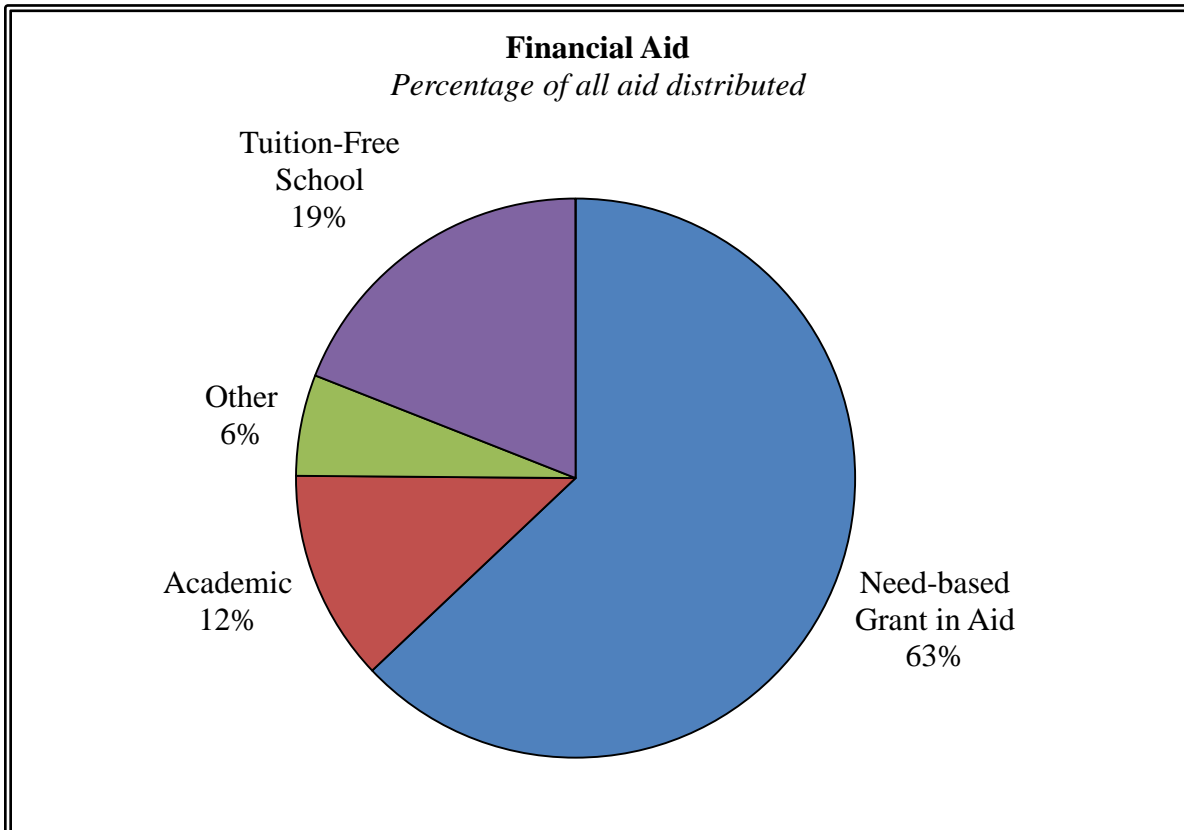
Financial Aid

Lasallian Network schools gave more than \$50,000,000 in need-based grants (including work study) over the 2011-2012 school year. In total, schools in the Lasallian Network gave \$80,108,477 in total financial aid in the 2011-2012 school year.

Financial Aid Distributed by

	Average	Lowest	Highest	Total
Need-based grant in aid (including work study)	\$933,533	\$15,000	\$2,250,000	\$50,410,804
Academic	\$222,178	\$0	\$1,256,495	\$9,775,825
Other (sibling, faculty, credit, etc.)	\$106,426	\$5,000	\$450,190	\$4,682,735
Tuition-free school ⁹	\$662,570	\$0	\$4,369,170	\$15,239,113

Most financial aid (63 percent) is given as need-based grants. Another 12 percent is academic aid, while 19 percent is tuition-free school, and six percent is other aid.



⁹ Note: Tuition-free school is the total value of tuition not charged for current students (fair market value for services rendered).

Differences by District

On average, schools in DENA gave an average of \$904,691 in need-based grants to students in 2011-2012. In total, schools in DENA gave \$24 million dollars in financial aid.

Financial Aid Given <i>DENA only</i>		
	Average	Total
Need-based grant	\$904,691	\$16,284,442
Academic	\$341,316	\$685,002
Other	\$105,020	\$1,680,322
Tuition-free	\$644,391	\$5,799,522
Total	\$1,995,418	\$24,449,288

Schools in the Midwest District give an average of \$88,332 in academic financial aid. In total, schools in the Midwest gave more than \$28 million in financial aid to students for the 2011-2012 school year.

Financial Aid Given <i>Midwest District only</i>		
	Average	Total
Need-based grant	\$928,369	\$15,782,279
Academic	\$88,332	\$1,148,313
Other	\$136,126	\$1,905,768
Tuition-free	\$856,599	\$9,422,591
Total	\$2,009,426	\$28,258,951

Schools in the NO-SF District gave a total of \$1.7 million in need-based grants in 2011-2012. Total financial aid given by NO-SF schools is more than \$2.3 million.

Financial Aid Given		
<i>NO-SF District only</i>		
	Average	Total
Need-based grant	\$247,279	\$1,730,954
Academic	\$58,138	\$232,550
Other	\$58,014	\$348,081
Tuition-free	\$1,000	\$2,000
Total	\$364,431	\$2,313,585

Schools in the San Francisco District gave a total of more than \$18 million in financial aid during the 2011-2012 school year. More than \$16 million of that was in the form of need-based grants.

Financial Aid Given		
<i>San Francisco District only</i>		
	Average	Total
Need-based grant	\$1,384,427	\$16,613,129
Academic	\$201,423	\$1,409,960
Other	\$93,571	\$78,564
Tuition-free	\$15,000	\$15,000
Total	\$1,694,421	\$18,116,653

Faculty and Staff Ethnic Origin

About four in five faculty and staff at Lasallian Network schools are Caucasian.

Faculty and Staff Ethnic Origin		
<i>Number and percentage responding</i>		
	Number	Percent
Asian	99	2%
African-American	318	7
Caucasian	3,732	79
Hispanic/Latino	362	8
Native American	9	<1
Multiracial	41	<1
Not declared	134	3
All others	21	<1
Total	4,716	100%

Differences by Level of School

Between seven in ten and eight in ten faculty and staff are Caucasian, regardless of the level of school, except for the one PK-12 school, which has six in ten African-American faculty and staff.

Faculty and Staff Ethnic Origin					
<i>Number responding</i>					
	Elementary School	Middle School	Middle/High School	High School	PK-12
Asian	1	1	0	96	1
African-American	6	7	12	176	117
Caucasian	38	109	469	3,053	63
Hispanic/Latino	5	20	24	301	12
Native American	3	0	0	6	0
Multiracial	0	2	0	39	0
Not Declared	0	1	57	76	0
All Others	0	7	0	14	0
Total	53	147	562	3,761	193

Differences by District

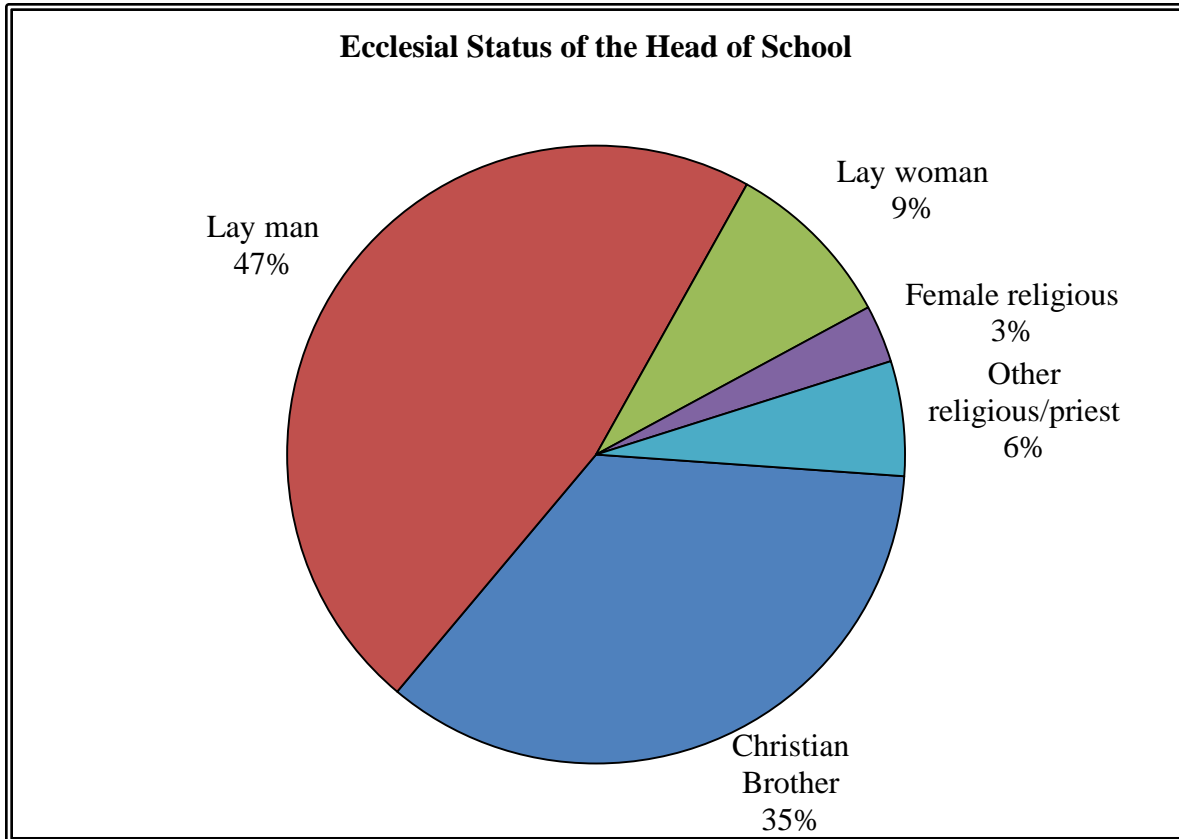
The majority of faculty and staff in each District is Caucasian.

Faculty and Staff Ethnic Origin								
<i>Percentage and number responding</i>								
	<u>DENA</u>		<u>Midwest</u>		<u>NO-SF</u>		<u>San Francisco</u>	
	N	%	N	%	N	%	N	%
Asian	19	1%	14	1%	13	3%	53	6%
African-American	204	11	56	4	22	4	36	4
Caucasian	1,419	75	1,267	90	379	78	667	71
Hispanic/Latino	101	5	53	4	66	14	142	15
Native American	0	0	6	0.4	2	0.4	1	0.1
Multiracial	5	0.3	5	0.4	3	0.6	28	3
Not Declared	131	7	1	0.1	0	0	2	0.2
All Others	3	0.2	10	0.7	0	0	8	0.9
Total	1,882	100%	1,412	100%	485	100%	937	100%

- The Midwest District has the least amount of faculty and staff diversity, with 90 percent of faculty and staff Caucasian.
- The San Francisco District is the most diverse, with three in ten faculty and staff being a race other than Caucasian.

Head of School

More than one in three schools in the Lasallian Network (35 percent) is headed by a Christian Brother. Almost half (47 percent) are headed by a lay man.



- A total of 23 schools are headed by a Christian Brother. This is just over one in three schools (35 percent).
- Almost half of schools (47 percent) are headed by a lay man. This is 31 schools in total.
- Six schools are headed by a lay woman, making almost one in ten schools (9 percent) headed by a lay woman.
- Two schools are headed by a female religious, and four schools are headed by another religious brother (other than a Christian Brother) or a priest.

Differences by Level of School

Two thirds of elementary schools have a Christian Brother as their head of school. About the same number (63 percent) of middle/high schools have a Christian Brother as their head of school.

Ecclesial Status of the Head of School					
<i>Percentage by level of school</i>					
	Elementary School	Middle School	Middle/High School	High School	PK-12
Christian Brother	67%	22%	63%	31%	0%
Lay man	0	56	25	51	100
Lay woman	0	11	13	9	0
Female religious	33	0	0	2	0
Other religious/priest	0	11	0	7	0
Total	100%	100%	100%	100%	100%

- Three in ten high schools (31 percent) and one in five middle schools (22 percent) are run by a Christian Brother.
- Half of middle schools (56 percent) and high schools (51 percent) and one in four middle/high schools (25 percent) have a lay man as their head of school. The one PK-12 school who responded to this question has a lay man as the head of school.
- Lay women are the head of school at one in ten middle schools (11 percent), middle/high schools (13 percent), and high schools (9 percent).
- One in three elementary schools is headed by a female religious.
- One in ten middle schools is headed by another religious brother (other than a Christian Brother) or a priest, while just under one in ten high schools is headed by another religious brother or priest (other than a Christian Brother).

Schools in the Lasallian Network are more likely than Catholic schools nationally to have a head of school who is a priest, deacon, or brother. While only one percent of Catholic elementary schools nationally are headed by a priest, deacon, or brother, two in three schools in the Lasallian Network are headed by a priest, deacon, or brother. Likewise, while about two in ten Catholic secondary schools nationally are headed by a priest, deacon, or brother, almost four in ten Christian Brothers secondary schools are headed by a priest, deacon or brother.

Ecclesial Status of Head of School				
<i>Comparison to Catholic Schools Nationally</i>				
	<u>Elementary</u>		<u>Secondary</u>	
	Christian Brothers Schools	Nationally¹⁰	Christian Brothers Schools	Nationally¹¹
Priest/Deacon/Brother	67%	1%	38%	18%
Female religious	33	16	2	16
Lay woman	0	62	9	22
Lay man	0	21	51	45

Differences by District

More than half of the schools in DENA are headed by a Christian Brother.

Ecclesial Status of the Head of School				
<i>Percentage by District</i>				
	DENA	Midwest	NO-SF	San Francisco
Christian Brother	56%	24%	27%	8%
Lay man	20	62	57	75
Lay woman	8	5	14	17
Female religious	8	0	0	0
Other religious/priest	8	9	0	0
Total	100%	100%	100%	100%

- One in five schools in DENA is headed by a lay man (20 percent), and lay women, female religious, and other religious (other than Christian Brothers) and priests head 8 percent of schools each in DENA.

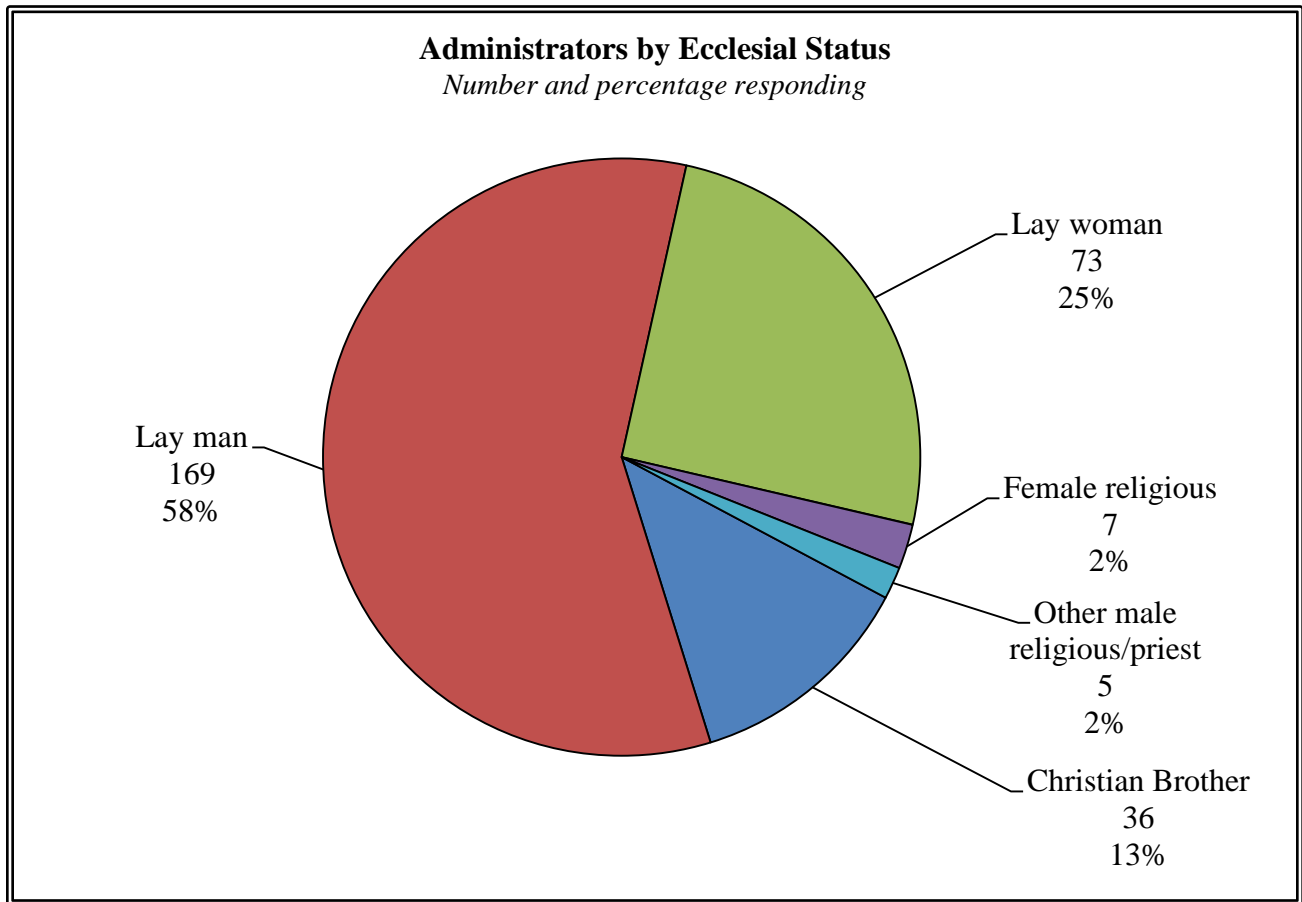
¹⁰ Cidade, Melissa and C. Joseph O’Hara. 2012. *Financing the Mission: A Profile of Catholic Elementary Schools in the United States, 2011*. Washington, DC: Center for Applied Research in the Apostolate.

¹¹ Gautier, Mary L. and Melissa Cidade. 2011. *Dollars and Sense 2010-2011: A Report for the National Catholic Educational Association Secondary Schools Department*. Washington, DC: Center for Applied Research in the Apostolate.

- One quarter of schools in the Midwest have a Christian Brother as the head of school (24 percent). Six in ten are headed by a lay man, while five percent are headed by a lay woman. Almost one in ten in the Midwest District is headed by another religious brother or priest (9 percent).
- More than one in four schools in the NO-SF District are headed by a Christian Brother. Almost six in ten are headed by a lay man, (57 percent), and more than one in seven is headed by a lay woman (14 percent).
- Three in four schools in the San Francisco District are headed by a lay man, while another almost one in five is headed by a lay woman.

School Administrators¹²

A total of 548 administrators are employed at schools in the Lasallian Network.



- Six in ten administrators (169 people) are lay men.
- One in four administrators (73 people) is a lay woman.
- One in ten administrators (36 people) is a Christian Brother.
- Only 2 percent of administrators (7 people) are a female religious. Only 2 percent of administrators (5 people) are a religious or priest in an order other than Christian Brothers.

¹² Note: includes both part-time and full-time personnel. For primary and secondary schools, administration is equivalent to president, vice president, principal, assistant principal, dean of students, and other similar positions.

Differences by Level of School

Ecclesial Status of Administrators					
<i>Number responding</i>					
	Elementary School	Middle School	Middle/High School	High School	PK-12
Christian Brother	0	3	5	27	1
Lay man	0	9	18	134	8
Lay woman	3	10	9	48	3
Female religious	1	0	0	6	0
Other religious/priest	0	1	0	4	0
Total	4	23	32	216	12

- Six in ten administrators in high schools are lay men. Two in ten are lay women.
- Two in five middle school administrators are lay women. About the same number are lay men.

Differences by District

Ecclesial Status of Administrators				
<i>Number responding</i>				
	DENA	Midwest	NO-SF	San Francisco
Christian Brother	23	4	3	5
Lay man	62	44	17	44
Lay woman	28	19	9	15
Female religious	3	2	0	2
Other religious/priest	2	3	0	0
Total	118	72	29	66

- Half of administrators in DENA (52 percent) are lay men.
- Three in five administrators in the Midwest District (61 percent) are lay men.
- Almost six in ten administrators in the NO-SF District (59 percent) are lay men.
- Two in three administrators in the San Francisco District (66 percent) are lay men.

Non-Faculty Professional Staff

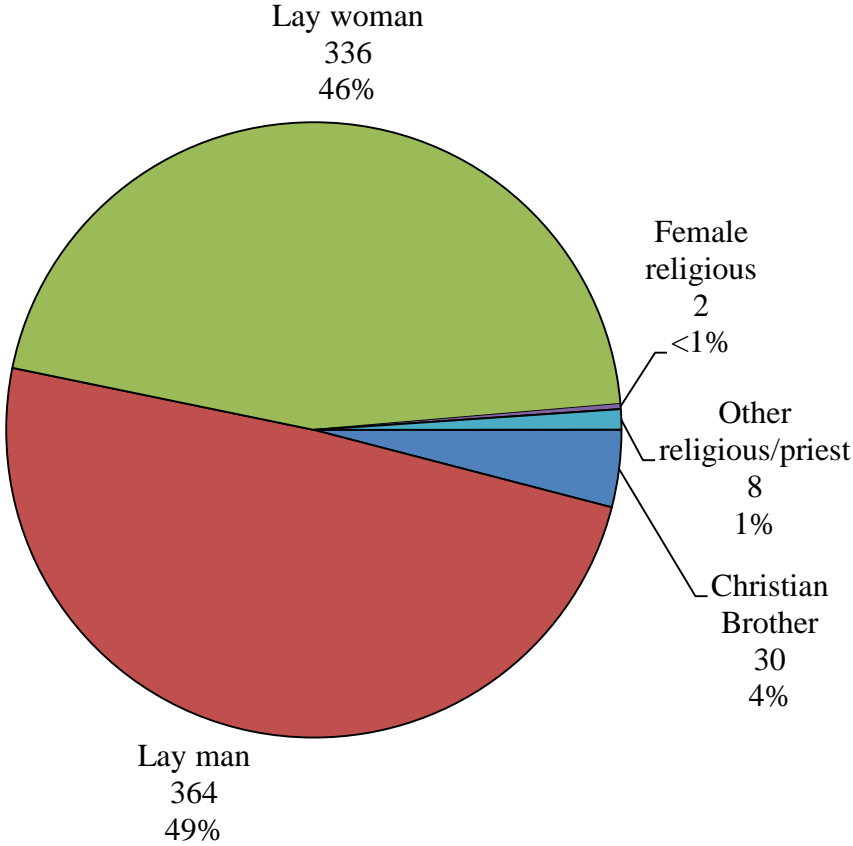
Schools were asked to list the number of non-faculty professional staff. This includes those who need a degree for their position, such as campus minister, athletic director, business/finance director, plant manager, alumni director, development director, curriculum coordinator, director of admissions, director of food services, residential counselor, librarians and other equivalent positions.

Ecclesial Status of Non-Faculty Professional Staff	
<i>Number responding</i>	
Christian Brother	30
Lay man	364
Lay woman	336
Female religious	2
Other religious/priest	8

- A total of 30 Christian Brothers work in non-faculty professional positions in Christian Brothers primary and secondary schools. This is 4 percent of all non-faculty professional positions.
- A total of 336 lay women are in non-faculty professional positions at Christian Brothers schools, half of all of such positions (46 percent).
- Just over half of non-faculty professional staff positions (49 percent) are held by lay men.

Ecclesial Status of Non-Faculty Professional Staff

Number and percentage of all non-faculty professional staff



Differences by District

More than nine in ten non-faculty professional staff positions are held by lay men and lay women, regardless of the District.

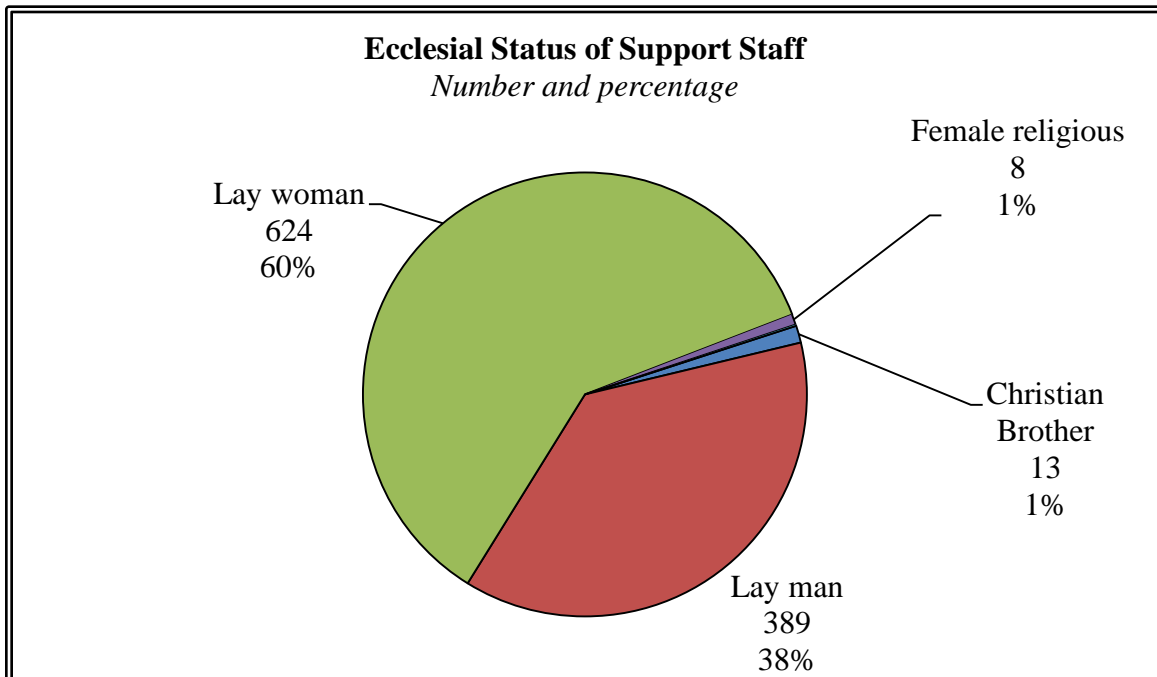
Ecclesial Status of Non-Faculty Professional Staff				
	DENA	Midwest	NO-SF	San Francisco
Christian Brother	19	6	3	2
Lay man	152	110	40	62
Lay woman	117	114	32	73
Female religious	1	0	0	1
Other religious/priest	4	3	1	2
Total	328	233	76	140

Support Staff

Schools were asked to list the number of support staff. This includes those who do not need a degree for their position, such as cafeteria workers, custodians, bookstore managers, office workers, security, secretaries, maintenance, cooks, and other equivalent positions. This category also captures all staff that is not included in the head of school, administrative, or non-faculty professional categories, and is not faculty.

Ecclesial Status of Support Staff	
Christian Brother	13
Lay man	389
Lay woman	624
Female religious	8
Other religious/priest	1

- A total of 624 support staff, or six in ten (60 percent), are lay women.
- About two in five support staff, or 389 people, are lay men.
- Christian Brother, female religious, and other (non-Christian Brothers) religious and priests are just under 2 percent of support staff (22 people).



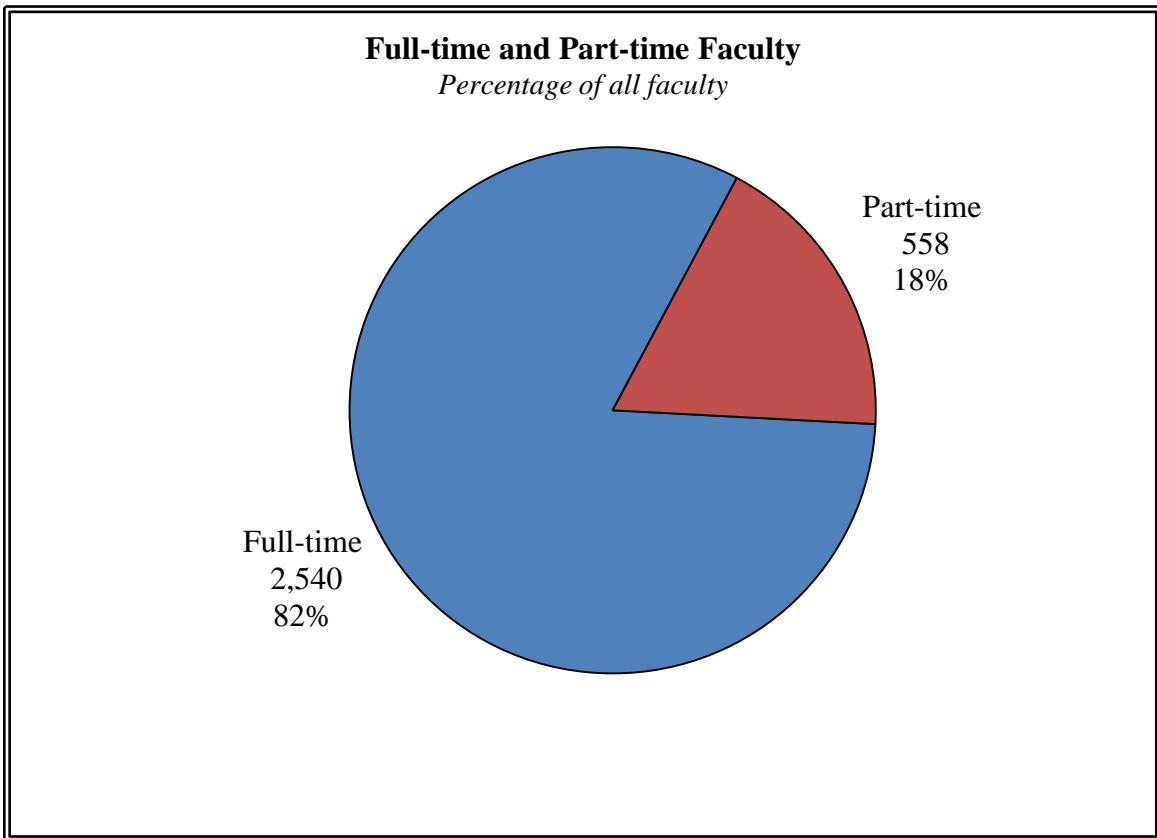
Differences by District

Support staff are most likely to be lay men and lay women, regardless of District.

Ecclesial Status of Support Staff				
	DENA	Midwest	NO-SF	San Francisco
Christian Brother	7	3	2	1
Lay man	154	104	47	84
Lay woman	216	206	57	145
Female religious	4	3	1	0
Other religious/priest	1	0	0	0
Total	382	316	107	230

Faculty

Schools in the Lasallian Network employ a total of 3,098 faculty.



Differences by Ecclesial Status

Ecclesial Status of Faculty		
	N	Percentage
Christian Brother	80	3%
Lay man	1,553	56
Lay woman	1,097	40
Female religious	24	1
Other religious/priest	6	<1
Total	2,760	100%

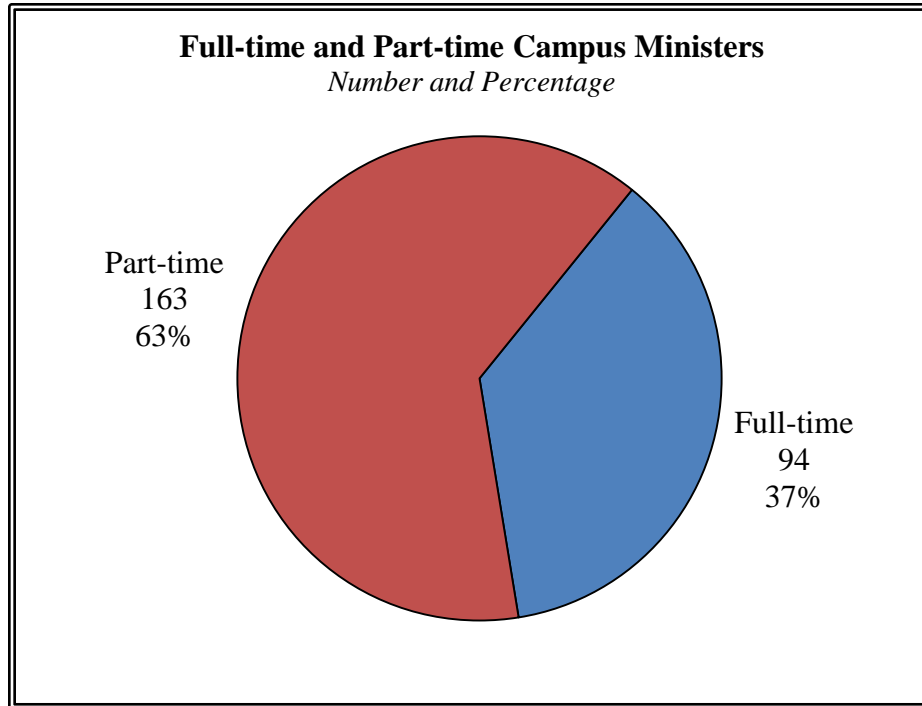
- Three percent of elementary and secondary school faculty are Christian Brothers.
- More than half of teachers at Lasallian Network elementary and secondary schools are lay men, while four in ten are lay women.
- Fewer than 2 percent of faculty at Lasallian Network elementary and secondary schools are female religious or other religious (not Christian Brothers) or priests.

	<u>Full-time</u>		<u>Part-time</u>	
	N	Percentage	N	Percentage
Christian Brother	59	2%	21	10%
Lay man	1,454	57	99	45
Lay woman	1,002	39	95	43
Female religious	20	<1	4	2
Other religious/priest	5	<1	1	<1
Total	2,540	100%	220	100%

Pastoral Ministry

Schools were asked to list the number of employees in each position of pastoral ministry. Note that for each position below, individuals can be counted even though they have already been included in faculty/staff counts earlier. In addition, if a person falls into more than one category, they are included in each relevant category.

Schools in the Lasallian Network employ 257 full-time and part-time campus ministers. Almost two in three campus ministers (63 percent) are part-time.



Differences by Ecclesial Status

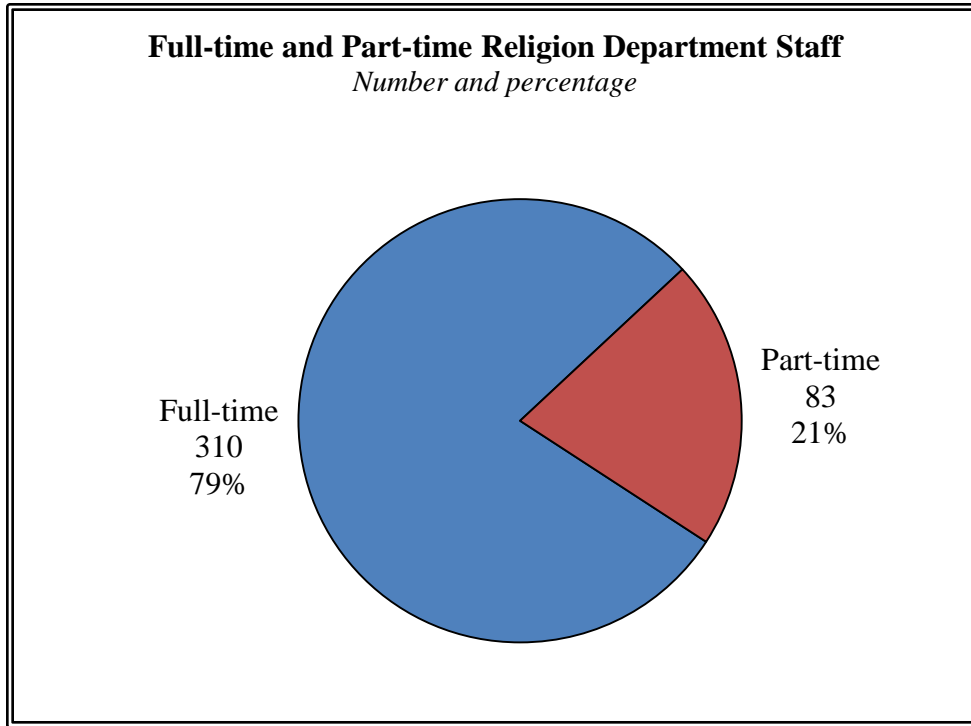
Ecclesial Status of Campus Ministers		
	N	Percentage
Christian Brother	15	6%
Lay man	88	34
Lay woman	141	55
Female religious	2	<1
Other religious/priest	11	4
Total	257	100%

- Over half of campus ministers at Lasallian Network schools are lay women. Another one in three (34 percent) are lay men. In total, lay men and women comprise about nine in ten campus ministers (89 percent).
- Less than one in ten campus ministers is a Christian Brother (6 percent).
- One in ten campus ministers is a Christian Brother, female religious, or other religious or priest (11 percent).

	<u>Full-time</u>		<u>Part-time</u>	
	N	Percentage	N	Percentage
Christian Brother	6	6%	9	6%
Lay man	37	39	51	31
Lay woman	45	48	96	59
Female religious	2	2	0	0
Other religious/priest	4	4	7	4
Total	94	100%	163	100%

Religion Department Staff¹³

Elementary and secondary schools in the Lasallian Network employ 393 staff in the religion departments of their schools. Fully four in five (79 percent) are full-time employees.



Differences by Ecclesial Status

Ecclesial Status of Religion Department Staff		
	N	Percentage
Christian Brother	31	8%
Lay man	222	57
Lay woman	128	33
Female religious	2	<1
Other religious/priest	10	3
Total	393	100%

- Over half of staff in religion departments at Lasallian Network schools are lay men (57 percent). Another one in three (33 percent) are lay women. In total, lay men and women comprise eight in ten religion department staff (80 percent).

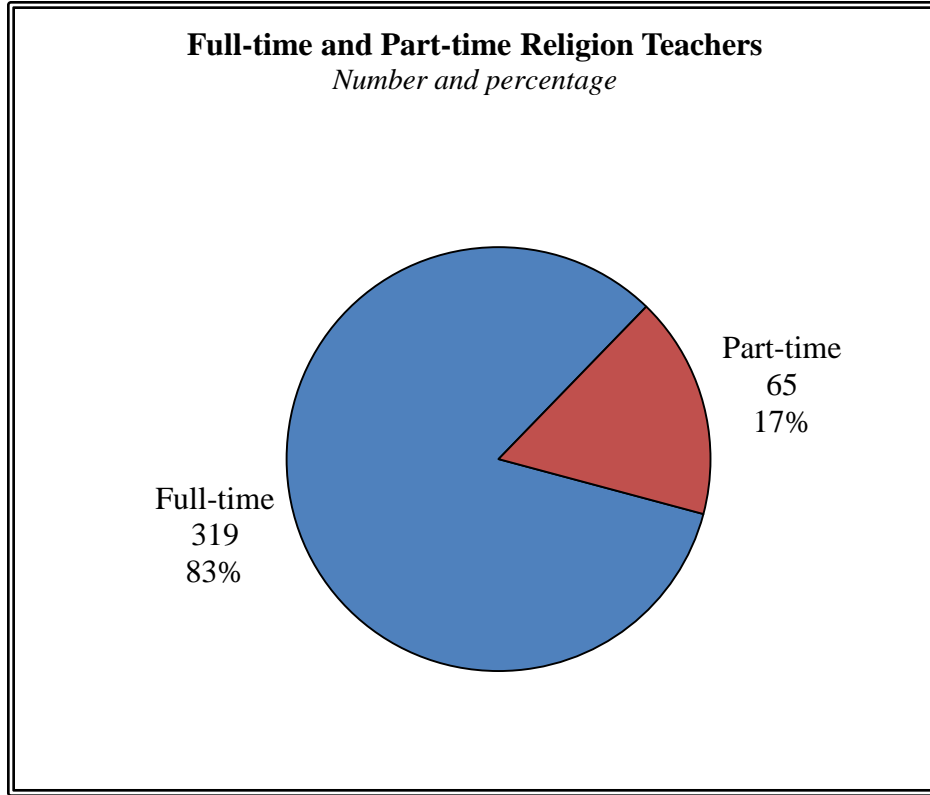
¹³ Includes religion department director, staff, and teachers, even if included in the above campus minister counts.

- Less than one in ten religion department staff is a Christian Brother (8 percent).
- One in ten staff in religion departments at Lasallian Network schools is a Christian Brother, female religious, or other religious or priest (11 percent).

	<u>Full-time</u>		<u>Part-time</u>	
	N	Percentage	N	Percentage
Christian Brother	19	6%	12	14%
Lay man	184	59	38	46
Lay woman	100	32	28	34
Female religious	2	<1	0	0
Other religious/priest	5	2	5	6
Total	310	100%	83	100%

Religion Teachers¹⁴

Elementary and secondary schools in the Lasallian Network employ 384 religion teachers, and more than four in five (83 percent) are full-time.



Differences by Ecclesial Status

Ecclesial Status of Religion Teachers		
	N	Percentage
Christian Brother	28	7%
Lay man	226	59
Lay woman	122	32
Female religious	2	<1
Other religious/priest	6	2
Total	384	100%

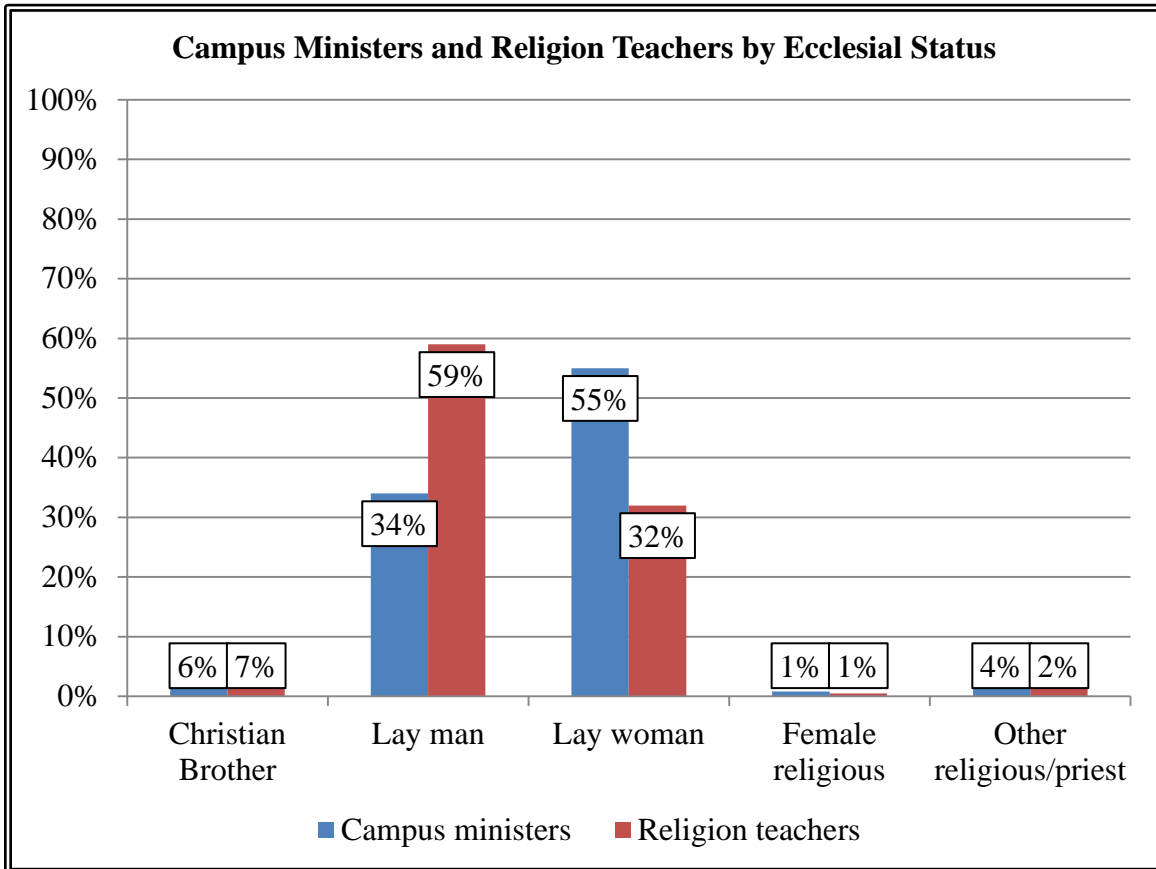
¹⁴ Includes teachers counted above in the religion department staff. Respondents were instructed to count full-time teachers teaching religion and other subjects as full-time religion teachers, and to count part-time teachers teaching religion and other subjects as part-time religion teachers.

- Three in five religion teachers at Lasallian Network schools are lay men (59 percent). Another one in three (32 percent) are lay women. In total, lay men and women comprise nine in ten religion department staff (91 percent).
- Less than one in ten religion department staff is a Christian Brother (7 percent).
- One in ten staff in religion departments at Lasallian Network schools is a Christian Brother, female religious, or other religious or priest (9 percent).

	<u>Full-time</u>		<u>Part-time</u>	
	N	Percentage	N	Percentage
Christian Brother	20	6%	8	12%
Lay man	194	61	32	49
Lay woman	99	31	23	35
Female religious	2	<1	0	0
Other religious/priest	4	1	2	3
Total	319	100%	65	100%

Comparisons to Campus Ministers¹⁵

While campus ministers are more likely to be lay women than lay men (55 percent to 34 percent), religion teachers are more likely to be lay men than lay women (59 percent to 32 percent).



¹⁵ Note that some staff may be double counted as campus ministers and religion faculty.

Part II: Postsecondary Institutions

There are a total of seven Christian Brothers colleges and universities.

Colleges and Universities by District	
DENA	2
Midwest	3
NO-SF ¹⁶	0
San Francisco	1
International	1
Total	7

Student Enrollment

A total of 35,512 students are educated at the undergraduate and graduate level at colleges and universities that are run by the Christian Brothers.

Student Enrollment			
	Full-time	Part-time	Total
Undergraduate	18,169	3,079	21,248
Graduate	7,155	7,109	14,264
Total	25,324	10,188	35,512

- More than four in five undergraduate students (85 percent) attend full-time. However, graduate students are split by full-time and part-time attendance.
- Colleges and universities report a total full-time equivalency (FTE) count of 9,262.61 undergraduate students and 16,586.32 graduate students (not shown in the table).¹⁷
- About three in five students (59 percent) are enrolled at the undergraduate level, while the other two in five (41 percent) are graduate level enrollees.

¹⁶ For the remainder of this section of the report, the NO-SF District will be dropped from comparisons.

¹⁷ Respondents were given the instruction that FTE is based on the method that their institution currently uses. As such, there is no standard definition for FTE for this survey.

Differences by District

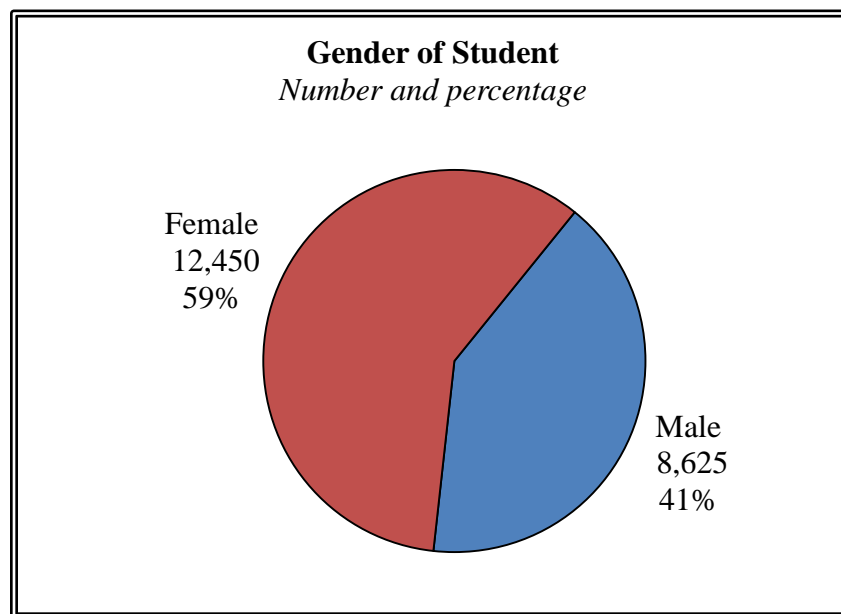
About four in five graduate and undergraduate students attend a college or university in DENA or the Midwest District. The remaining students are split between the San Francisco District and Bethlehem University, the international Christian Brothers university.

Students by District		
	Number	Percentage
DENA	14,885	42%
Midwest	13,515	38
San Francisco	4,099	11
International	3,013	9
Total	35,512	100%

The remainder of this report includes counts for full-time and part-time undergraduate students only.

Gender of Students

Students are more likely to be female than male (59 percent to 41 percent). This is about the same proportion as is found at private, not-for-profit colleges and universities nationally (58 percent female to 42 percent male).¹⁸



¹⁸ Digest of Education Statistics. 2010. National Center for Education Statistics, United States Department of Education. Washington, DC.

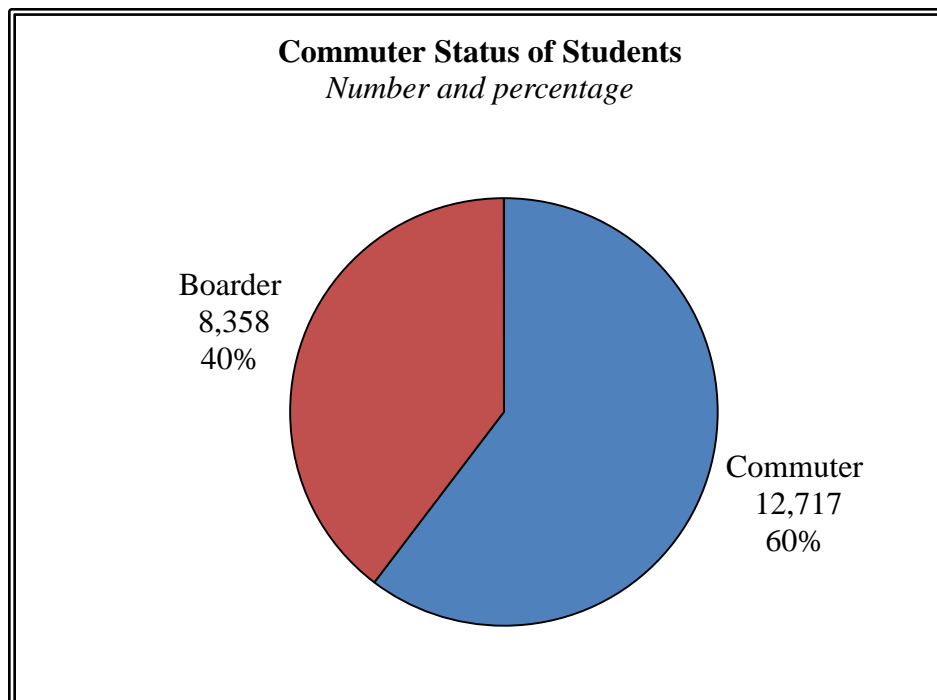
Differences by District

About two in five male students attend a college or university in DENA or the Midwest District. About one in three female students attends a college or university in DENA or the Midwest District.

	<u>Males</u>		<u>Females</u>	
	N	%	N	%
DENA	3,423	40%	4,357	35%
Midwest	3,413	40	4,246	34
San Francisco	1,076	12	1,747	14
International	713	8	2,100	17
Total	8,625	100%	12,450	100%

Commuter Status

Students are more likely to commute to the college or university than to board at the college or university (60 percent to 40 percent).



Differences by District

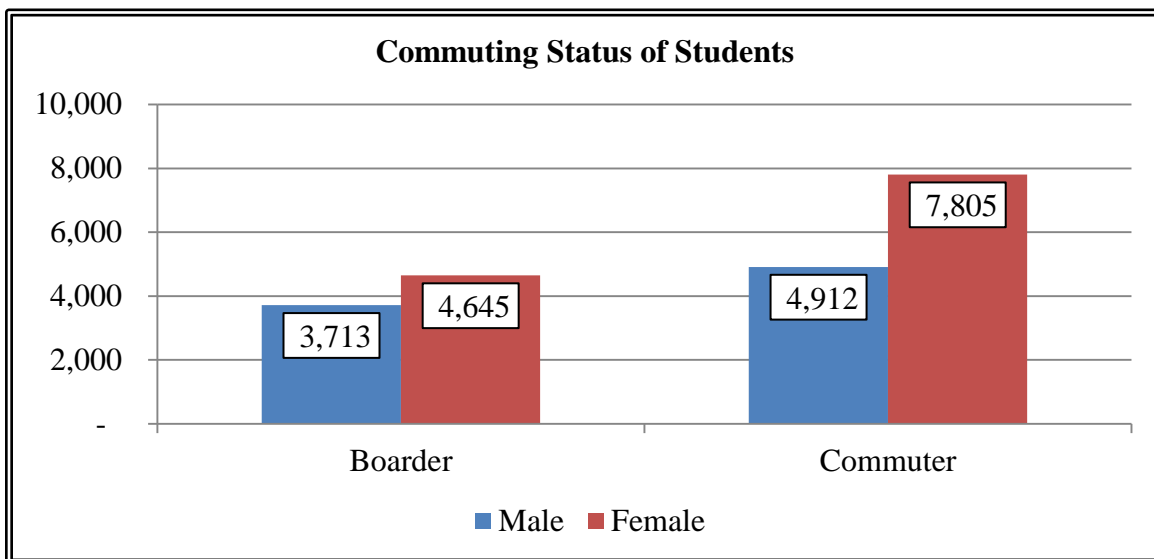
There are no students who board at Bethlehem University, the international Christian Brothers university.

	<u>Commuter</u>		<u>Boarder</u>		<u>Total</u>	
	N	%	N	%	N	%
DENA	3,955	51%	3,825	49%	7,780	100%
Midwest	4,720	62	2,939	38	7,659	100
San Francisco	1,229	44	1,594	56	2,823	100
International	2,813	100	0	0	2,813	100

- Students in DENA are equally likely to board as to commute to the college or university.
- Students attending a university in the Midwest District are more likely to commute than to board at the school, while in the San Francisco District, the opposite is true – students are more likely to board than commute in the San Francisco District.

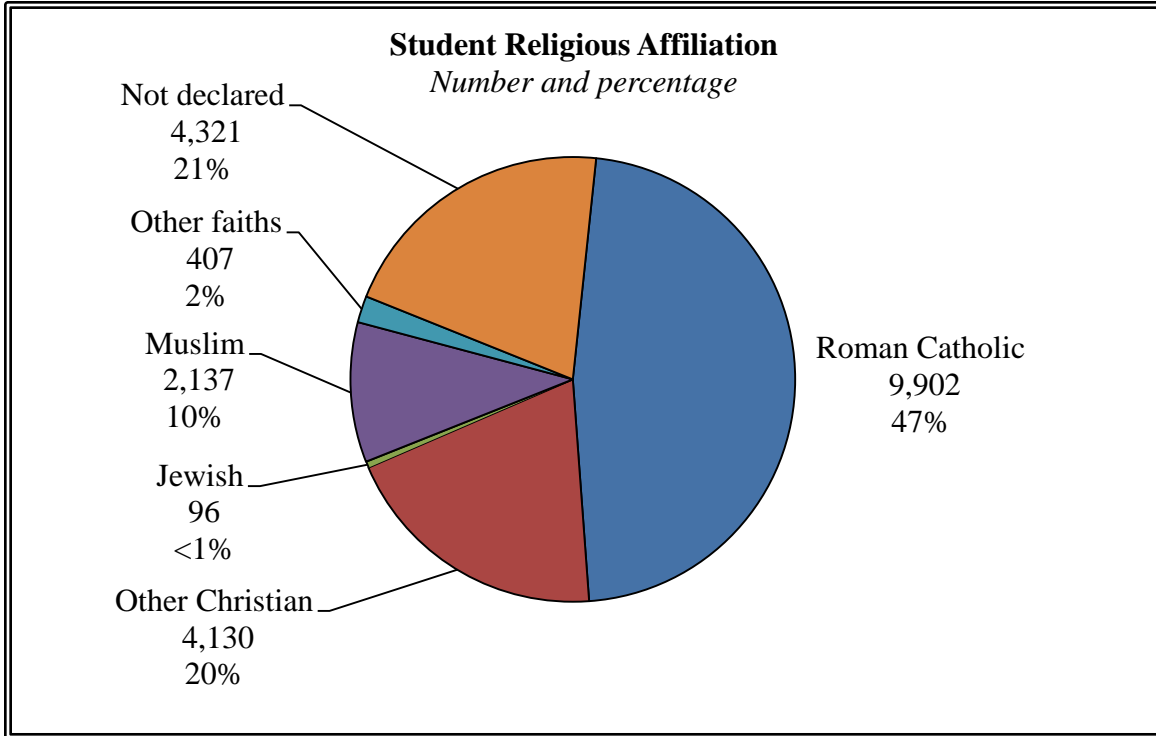
Differences by Gender

Males are slightly more likely than females to board at their college or university. While 37 percent of females board at their college or university and 63 percent commute, 43 percent of males board at their college or university and 57 percent commute. However, more than half of students boarding at their college or university are female (56 percent). This is because the number of females enrolled in colleges and universities run by Christian Brothers is higher than that of males.



Student Religious Affiliation

Almost half of students at Christian Brother postsecondary institutions are Roman Catholic (47 percent). Two in three are Roman Catholic or other Christian (67 percent).



Differences by District

Six in ten students in DENA are Roman Catholic, compared to 46 percent in the Midwest and 47 percent in the San Francisco District. One in ten students at Bethlehem University is Roman Catholic.

	<u>DENA</u>		<u>Midwest</u>		<u>San Francisco</u>		<u>International</u>	
	N	%	N	%	N	%	N	%
Roman Catholic	4,774	61%	3,516	46%	1,283	47%	329	12%
Other Christian	1,331	17	1,931	25	359	13	509	18
Jewish	48	<1	12	<1	36	1	0	0
Muslim	84	1	67	<1	14	<1	1,972	70
Other Faith	2,26	3	145	2	36	1	0	0
Not declared	1,317	17	1,988	26	1,013	37	3	<1
Total	7,780	100%	7,659	100%	2,741	100%	2,813	100%

- Seven in ten students at Bethlehem University are Muslim, compared to 1 percent or less in any other District.
- Other Christians make up between 13 percent and 25 percent of students at postsecondary institutions.

Student Ethnic Origin

Half of students in postsecondary schools are Caucasian. A total of 358 students are not U.S. citizens (not shown in the table).

Student Ethnic Origin		
<i>Number and percentage responding</i>		
	Number	Percent
Arab	2,813	14%
Asian	867	4
African-American	1,944	9
Caucasian	10,508	51
Hispanic/Latino	2,457	12
Native American	55	<1
Multiracial	2,76	1
Not declared	1,754	8
All others	43	<1
Total	20,717	100%

- About one in ten students are Arab, African-American, Hispanic/Latino, or have an ethnic origin that is not declared.
- Fewer than one in ten students are Asian, Native American, multiracial, or some other ethnic origin.

Differences by District

In DENA and the Midwest District, about six in ten students are Caucasian. In the San Francisco District, about half of students are Caucasian.

Student Ethnic Origin								
<i>Percentage and number responding</i>								
	<u>DENA</u>		<u>Midwest</u>		<u>San Francisco</u>		<u>International</u>	
	N	%	N	%	N	%	N	%
Arab	0	0%	0	0%	0	0%	2,813	100%
Asian	323	4	244	3	300	11	0	0
African-American	955	13	847	11	142	5	0	0
Caucasian	4,502	59	4,656	62	1,350	49	0	0
Hispanic/Latino	1,012	13	778	10	667	24	0	0
Native American	20	<1	15	<1	20	<1	0	0
Multiracial	91	1	76	1	109	4	0	0
Not Declared	713	9	865	12	176	0	0	0
All Others	33	<1	10	<1	0	0	0	0
Total	7,649	100%	7,491	100%	2,764	100%	2,813	100%

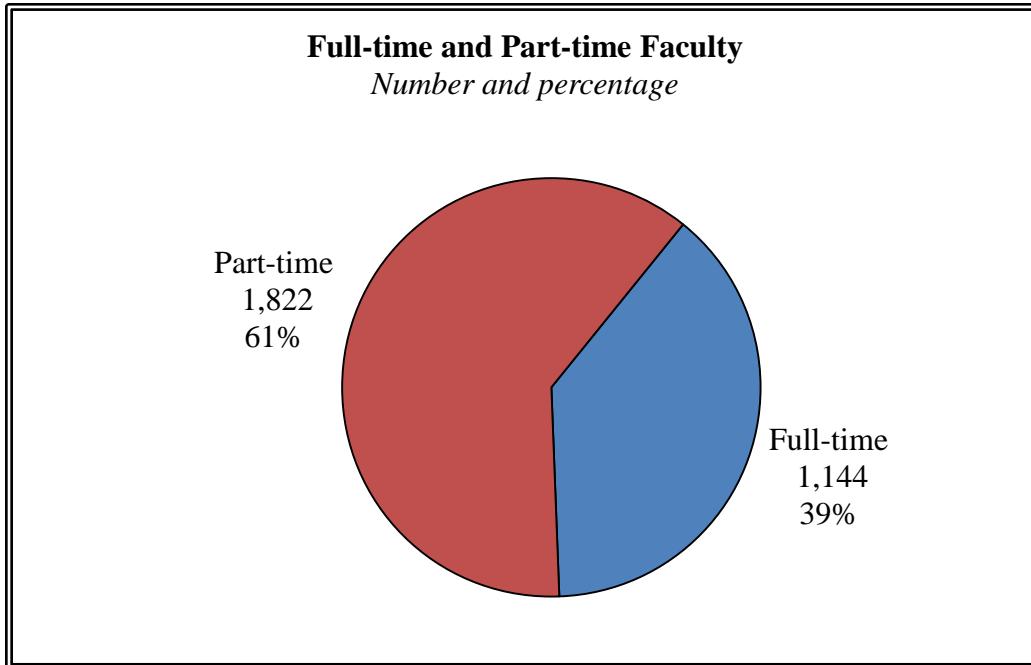
- All of the students at Bethlehem University are Arab.
- One in four students in the San Francisco District is Hispanic/Latino, compared to about one in ten in the Midwest District and DENA.

Faculty and Staff Overview

The next section of the survey asked about the faculty and staff at postsecondary institutions. Each faculty/staff is listed only once, and they are counted in the area in which they spend the majority of their time. Both full-time and part-time positions are included, and combined unless otherwise noted. If the institution has a foreign campus in addition to its United States campus and the faculty/staff are considered to be official faculty/staff of the postsecondary institution, they are included in the totals.

Faculty Overview

Six in ten faculty at Christian Brother postsecondary institutions are part-time. This is slightly higher than the national average of 50 percent part-time faculty at private, non-profit 4 year institutions.¹⁹



¹⁹ Source: U.S. Department of Education, National Center for Education Statistics, Integrated Postsecondary Education Data System (IPEDS), Winter 2003-04, Employees by Assigned Position component, and Winter 2005-06, Winter 2007-08, and Winter 2009-10, Human Resources component, Employees by Assigned Position section.

Differences by Ecclesial Status

Ecclesial Status of Faculty		
	N	Percentage
Christian Brother	50	2%
Lay man	1,430	48
Lay woman	1,451	49
Female religious	15	<1
Other religious/priest	20	<1
Total	2,966	100%

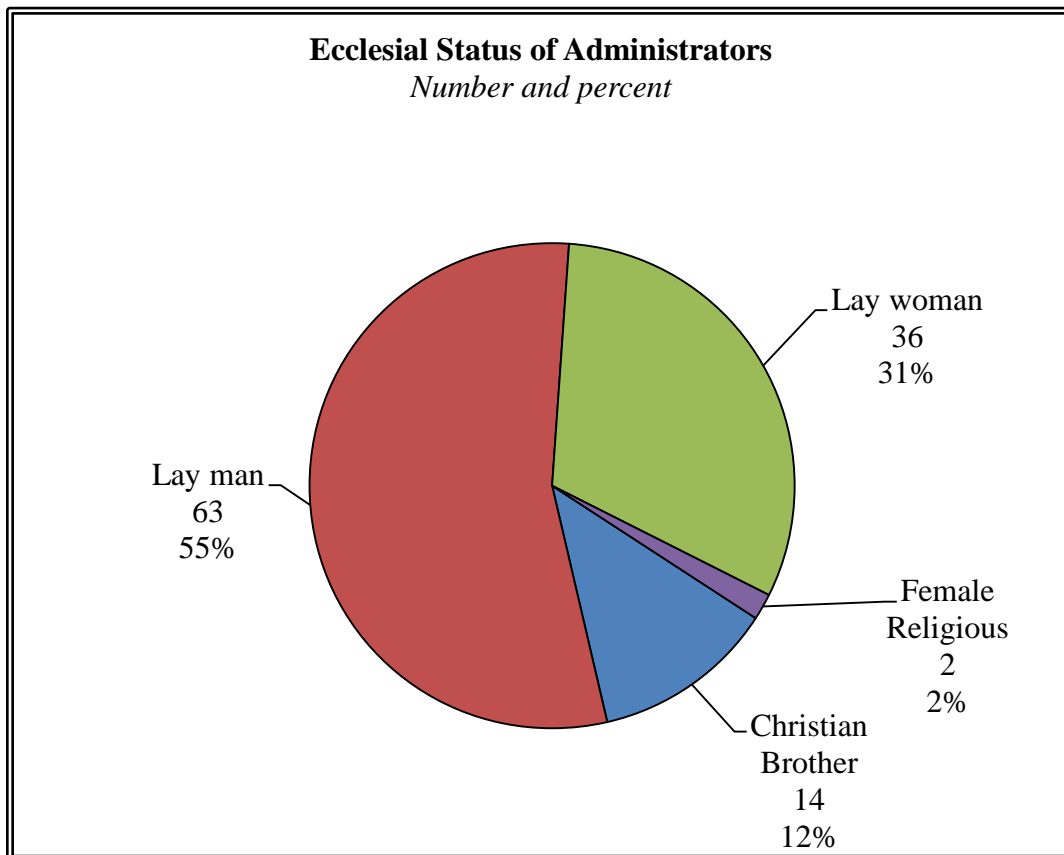
- About half of the faculty is lay men and half is lay women.
- About 3 percent of faculty are Christian Brothers, female religious, or other religious or priests.

	<u>Full-time</u>		<u>Part-time</u>	
	N	Percentage	N	Percentage
Christian Brother	35	3%	15	<1%
Lay man	588	51	842	46
Lay woman	510	45	941	52
Female religious	6	0.5	9	<1
Other religious/priest	5	0.4	15	<1
Total	1,144	100%	1,822	100%

Administrators Ecclesial Status

Administrators include the president, vice presidents, dean of students, and other administrative positions. More than half of administrators are lay men, while another three in ten are lay women. One in ten administrators is a Christian Brother, and two percent are female religious.

Ecclesial Status of Administrators		
	N	%
Christian Brother	14	12%
Lay man	63	55
Lay woman	36	31
Female religious	2	2
Other religious/priest	0	0
Total	115	100%



Other Non-Faculty Professionals

Other non-faculty professionals includes those who need a degree for their position such as campus minister, athletic director, business/finance director, plant manager, alumni director, development director, curriculum coordinator, director of admissions, director of food services, residential counselor, librarians, and others.

Ecclesial Status of Other Non-Faculty Professionals		
	N	%
Christian Brother	34	2%
Lay man	707	44
Lay woman	854	53
Female religious	5	<1
Other religious/priest	4	<1
Total	1,604	100%

- Half of other non-faculty professionals are lay women (53 percent). Another 44 percent are lay men.
- More than nine in ten non-faculty professionals (97 percent) are lay men or women.

Support Staff

Support staff includes those who generally do not need a degree for the position (e.g., secretaries, bookstore manager, office workers, maintenance, cooks, and security).

More than half of those in support staff positions are lay women, while another two in five are lay men.

Ecclesial Status of Support Staff		
	N	%
Christian Brother	1	<1%
Lay man	590	46
Lay woman	682	54
Female religious	1	<1
Other religious/priest	0	0
Total	1,274	100%

Ethnic Identity of Administrators, Faculty, and Staff

Seven in ten faculty and staff are Caucasian, while one in ten is African-American. Twenty-nine faculty and staff are not U.S. citizens (not shown in the table).

Faculty and Staff Ethnic Origin		
<i>Number and percentage</i>		
	Number	Percent
Arab	307	5%
Asian	199	3
African-American	545	9
Caucasian	4,305	73
Hispanic/Latino	282	5
Native American	9	<1
Multiracial	20	<1
Not declared	258	4
All others	11	<1
Total	5,936	100%

Differences by District

Faculty and Staff Ethnic Origin								
<i>Percentage and number responding</i>								
	<u>DENA</u>		<u>Midwest</u>		<u>San Francisco</u>		<u>International</u>	
	N	%	N	%	N	%	N	%
Arab	0	0%	0	0%	0	0%	307	91%
Asian	66	3	59	2	70	7	4	1
African-American	378	17	134	6	33	3	0	0
Caucasian	1,577	71	2,100	87	600	62	28	8
Hispanic/Latino	149	7	73	3	60	6	0	0
Native American	5	<1	1	0	3	<1	0	0
Multiracial	6	<1	5	<1	9	1	0	0
Not Declared	22	1	40	2	196	20	0	0
All Others	11	<1	0	0	0	0	0	0
Total	2,214	100%	2,412	100%	971	100%	339	100%

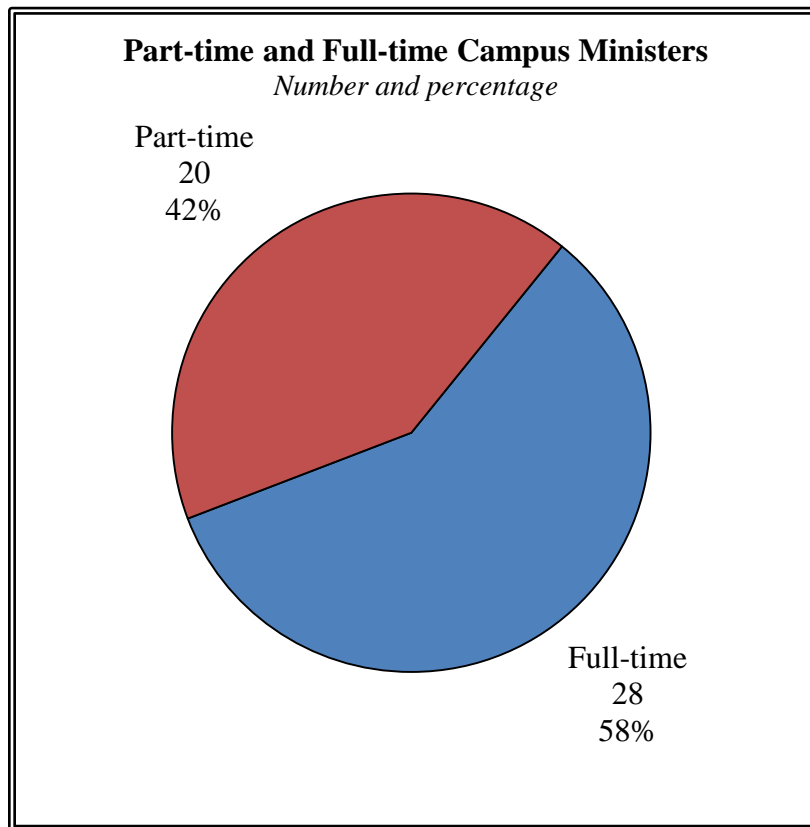
- All Arab faculty and staff are at Bethlehem University. In fact, 91 percent of faculty and staff at that university are Arab.
- The largest proportion of Asian faculty and staff are in the San Francisco District, where Asians comprise 7 percent of faculty and staff.
- Caucasians are the majority in all Districts except the international university.

Pastoral Ministry

The final section of the postsecondary survey asks respondents to list those in pastoral ministry. For each of the counts below, all staff members are counted even if they have already been included in the faculty and staff information earlier. In addition, if a person falls into more than one category below, they should be included in each relevant category. In this way, there can be duplication in the counts if a person is filling more than one pastoral ministry position. As before, if the institution has a foreign campus in addition to its United States campus and a position is considered to be official faculty or staff of the institution, they are included in the counts.

Campus Ministry

About six in ten campus ministers are full-time, and about four in ten are part-time positions.



Differences by Ecclesial Status

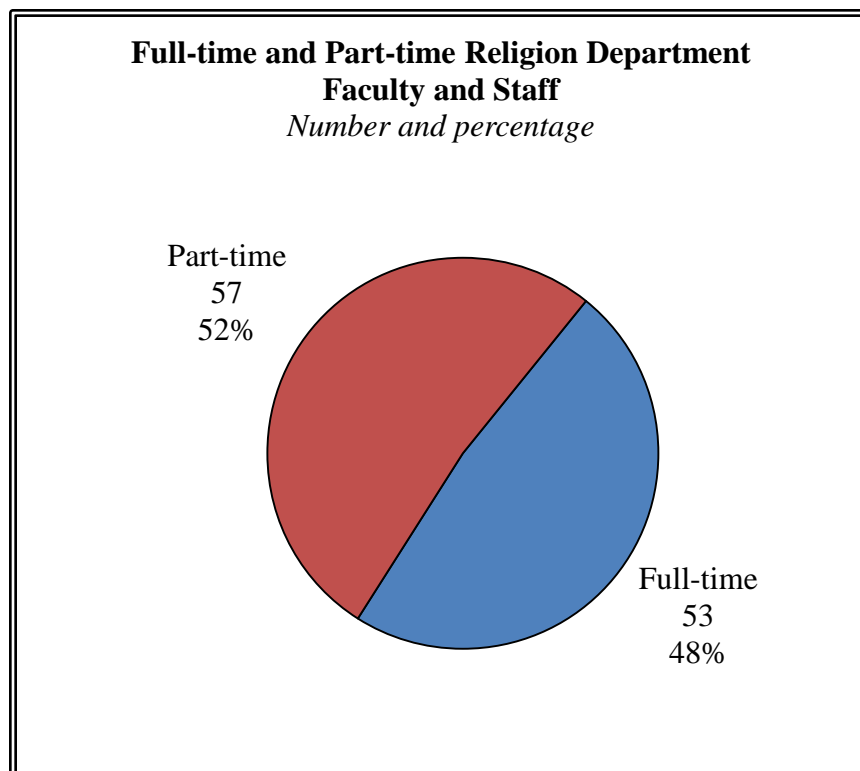
Ecclesial Status of Campus Ministers		
	N	Percentage
Christian Brother	8	17%
Lay man	11	23
Lay woman	16	33
Female religious	3	6
Other religious/priest	10	21
Total	48	100%

- About one in four campus ministers are lay men, while about one in three campus ministers is a lay woman.
- Just under one in five campus ministers (17 percent) are Christian Brothers.
- Two in five campus ministers (44 percent) are Christian Brothers, female religious, or other religious or priests.

	<u>Full-time</u>		<u>Part-time</u>	
	N	Percentage	N	Percentage
Christian Brother	3	11%	5	25%
Lay man	8	29	3	15
Lay woman	12	43	4	20
Female religious	1	4	2	10
Other religious/priest	4	14	6	30
Total	28	100%	20	100%

Religion Department

Faculty and staff in the religion department are split almost evenly between full-time and part-time.



Differences by Ecclesial Status

Ecclesial Status of Religion Department Faculty and Staff		
	N	Percentage
Christian Brother	11	10%
Lay man	47	43
Lay woman	33	30
Female religious	4	4
Other religious/priest	15	14
Total	110	100%

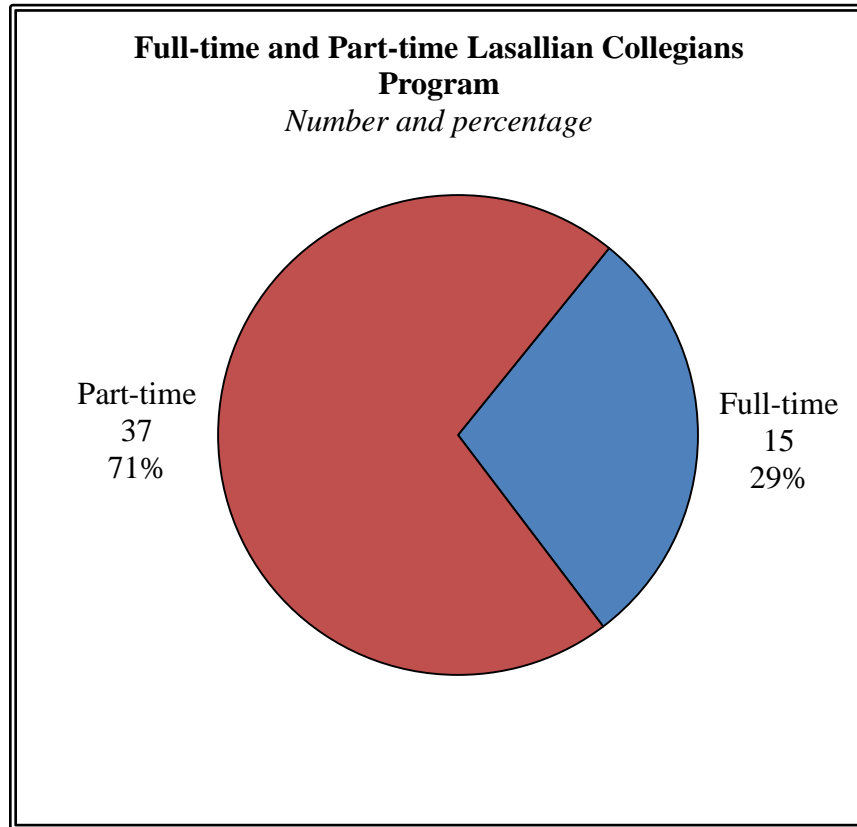
- About one in four religion department faculty and staff is a lay man, while three in ten religion department faculty and staff are lay women.

- One in ten members of the religion department (10 percent) is a Christian Brother.
- Just over one in four members of the religion department (28 percent) is a Christian Brother, female religious, or other religious or priest.

	<u>Full-time</u>		<u>Part-time</u>	
	N	Percentage	N	Percentage
Christian Brother	6	11%	5	9%
Lay man	27	51	20	35
Lay woman	17	32	16	28
Female religious	1	2	3	5
Other religious/priest	2	4	13	23
Total	53	100%	57	100%

Lasallian Collegians Program

Finally, the number of people working either full-time or part-time in the Lasallian Collegians program, including the moderator and the staff, are listed below. About seven in ten staff positions in the Lasallian Collegians program are part-time.



Differences by Ecclesial Status

Ecclesial Status of Lasallian Collegians Program Faculty and Staff		
	N	Percentage
Christian Brother	15	29%
Lay man	12	23
Lay woman	22	42
Female religious	1	2
Other religious/priest	2	4
Total	52	100%

- Four in ten faculty and staff of the Lasallian Collegians program are lay women while another one in four is a lay man.
- Three in ten members of the Lasallian Collegians program (29 percent) are Christian Brothers.
- Just over one in three members of the Lasallian Collegians program (35 percent) is a Christian Brother, female religious, or other religious or priest.

Ecclesial Status of Campus Ministers				
	<u>Full-time</u>		<u>Part-time</u>	
	N	Percentage	N	Percentage
Christian Brother	3	20%	12	32%
Lay man	4	27	8	22
Lay woman	7	47	15	41
Female religious	1	6	0	0
Other religious/priest	0	0	2	5
Total	15	100%	37	100%

Part III: Educational Centers

This section of the report includes educational centers formally associated with a Christian Brothers District in the USAT Region. These programs include child care, group homes, or alternative programs, including tutoring and GED centers. Schools, including higher education and PK-12 schools, are not included in these counts.

Overview of Centers

There are 20 educational centers operated by the Christian Brothers United States/Toronto Region.²⁰ About four in ten (37 percent) are child care centers or group homes, or are retreat centers, while the remaining one in four (26 percent) are alternative programs (including youth centers, family services, the Tolton Center, David Darst Center, the LEO Center, and the Sangre de Cristo Center).

Types of Educational Centers		
	N	%
Child care/group homes	7	37%
Retreat centers	7	37
Alternative program	5	26
Total	19	100%

²⁰ Midwest reported data for four of its five educational centers on some variables, and five out of five on others; since the numbers are asked in aggregate, disentanglement about which center is not listed is not possible.

Differences by District

DENA is home to the most educational centers of all of the Districts of the Christian Brothers of the United States/Toronto Region.²¹

Educational Centers by District					
	DENA	Midwest	NO-SF	San Francisco	Regional
Child Care/Group Home	7	0	0	0	0
Retreat Centers	2	4	0	0	1
Alternative Programs	4	0	0	1	0
Total	13	4	0	1	1

Coeducational and Single Sex Centers

Three in five (60 percent) educational centers are coeducational, while 40 percent are single sex.

Education Centers by Sex of Students Served		
	Single sex	Coeducational
DENA	8	5
Midwest	0	5
San Fran	0	1
Regional	0	1
Total	8	12

²¹ Note: there are no educational centers in the NO-SF District; as such, this District will be dropped from analyses for this section of the report. Also, one center is in the 'Regional' District – Sangre de Cristo Center, Santa Fe, NM.

Year Founded

Half of educational centers were founded before 1990. The oldest center, founded in 1854, is La Salle School in Albany, NY, which is a childcare center. The most recently founded educational centers are Martin de Porres Retreat Center in Elmont, NY and Casa De La Salle in Ozone Park, NY, both founded in 2008.

Year of Founding		
	N	%
Before 1990	10	50%
1990 to 2000	5	25
2001 to current	5	25
Total	20	100%

Ownership

Educational centers were asked to identify the ownership of the center. Ownership of educational centers is split: 42 percent are Christian Brother owned, 26 percent are diocesan owned, and 32 percent are owned by another organization. Although legal and financial responsibility for an educational center often rests with an independent Board of Trustees, canonical responsibilities for each Catholic institution belong to a canonical juridic person, often through the Member or Members of the Corporation. Each of the following definitions for an entity with canonical responsibility for education centers was provided for respondents:

- Christian Brother: Refers to centers that are governed by a board but have the District as its member or succeeding corporation.
- Diocese: Includes centers that are governed by a board but have the Diocese as its member or succeeding corporation.
- Some other organization: Includes centers owned by other religious congregations, independent boards of trustees, and others.

Education Centers by Ownership			
	Christian Brother	Diocese	Other
DENA	3	5	5
Midwest	3	0	1
San Francisco	1	0	0
Regional	1	0	0
Total	8	5	6

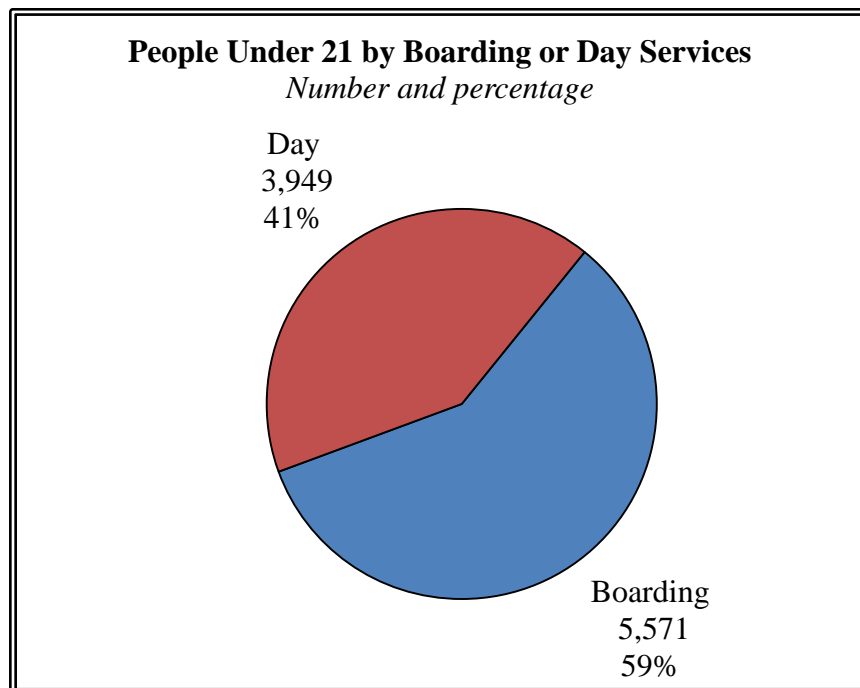
Service to Those Under 21

Respondents were asked to list the number of people under the age of 21 years old served at the educational center between the dates of July 1, 2009 and June 30, 2010.

People Under Age 21 Served by Educational Centers					
	DENA	Midwest	San Francisco	Regional	Total
Males	2,693	3,891	49	0	6,633
Females	587	2,837	50	0	3,474
Total	3,280	6,728	99	0	10,107

- A total of 10,107 people under the age of 21 were served by educational centers in all Districts.
- Two in three (65 percent) of those under 21 years old served at educational centers were males.
- The Midwest District served the most people under 21 at educational centers: two in three (66 percent) of those under 21 served at educational centers were at a center in the Midwest.

Differences by Boarding



Regardless of whether it is for day or boarding services, about two in three people under 21 served in educational centers are male.

People Under 21 Served by Educational Centers				
	Boarding		Day	
	N	%	N	%
Male	3,511	63%	3,122	69%
Female	2,060	37	1,414	31
Total	5,571	100%	4,536	100%

Differences by Type of Center

People Under 21 Served by Educational Centers by District and Type of Center					
		DENA	Midwest	San Francisco	Regional
Child Care	Male Day	801	0	0	0
	Male Boarding	669	0	0	0
	Female Day	0	0	0	0
	Female Boarding	0	0	0	0
Group Homes	Male Day	0	0	0	0
	Male Boarding	47	0	0	0
	Female Day	0	0	0	0
	Female Boarding	0	0	0	0
Retreat Centers	Male Day	0	1,096	0	0
	Male Boarding	0	2,795	0	0
	Female Day	0	777	0	0
	Female Boarding	0	2,060	0	0
Alternative Programs	Male Day	1,176	0	49	0
	Male Boarding	0	0	0	0
	Female Day	587	0	50	0
	Female Boarding	0	0	0	0
Total		3,280	6,728	99	0

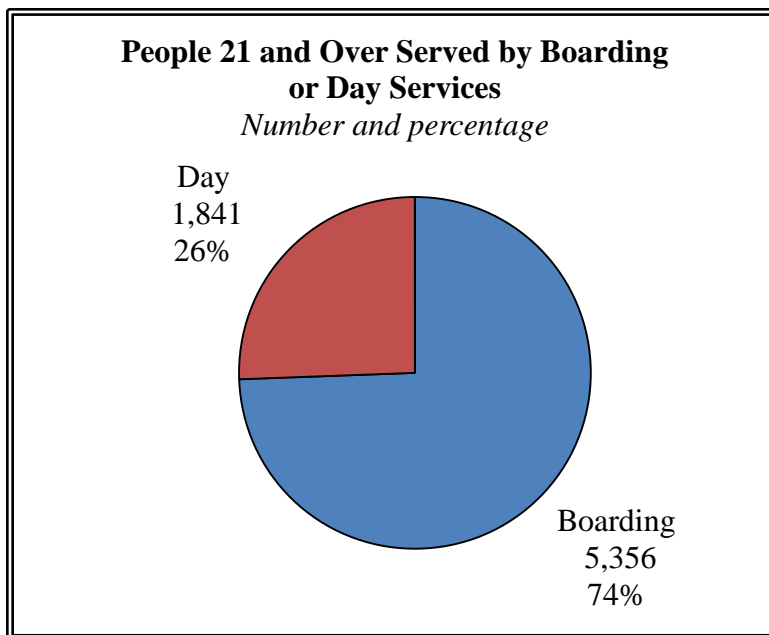
Service to Those 21 and Over

Respondents were asked to list the number of people 21 years old and over served at the educational center between the dates of July 1, 2009 and June 30, 2010.

People 21 and Over Served by Educational Centers					
	DENA	Midwest	San Francisco	Regional	Total
Males	350	2,647	30	20	3,047
Females	225	3,835	60	30	4,150
Total	575	6,482	90	50	7,197

- A total of 7,197 people 21 years old and over were served by educational centers in all Districts.
- Almost six in ten (58 percent) of those 21 years old and over served at educational centers were females.
- The Midwest District served the most people 21 and over at educational centers: nine in ten (90 percent) of those 21 and over served at educational centers were at a center in the Midwest.

Differences by Boarding



About three in four people 21 and over served by educational centers (74 percent) were boarders.

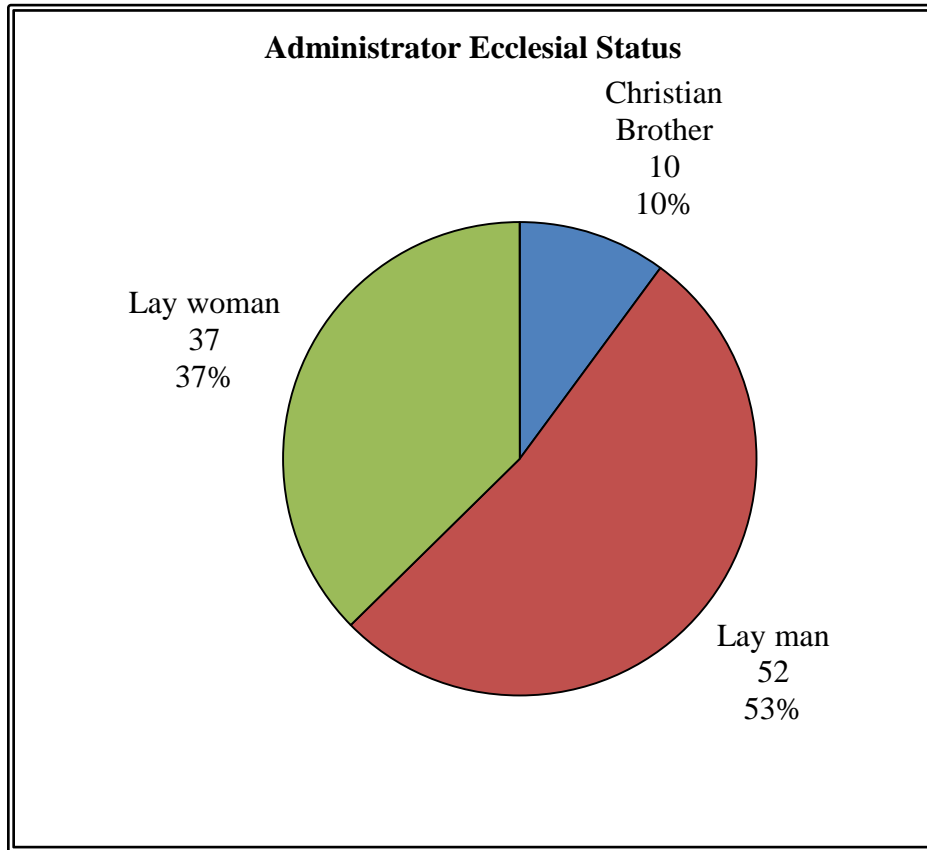
People 21 and Over Served by Educational Centers				
	<u>Boarding</u>		<u>Day</u>	
	N	%	N	%
Male	2,293	43%	754	41%
Female	3,063	57	1,087	59
Total	5,356	100%	1,841	100%

Differences by Type of Center

People 21 and Over Served by Educational Centers by District and Type of Center					
		DENA	Midwest	San Francisco	Regional
Group Homes	Male Day	0	0	0	0
	Male Boarding	0	0	0	0
	Female Day	0	0	0	0
	Female Boarding	0	0	0	0
Retreat Centers	Male Day	325	399	0	0
	Male Boarding	25	2,248	0	20
	Female Day	200	827	0	0
	Female Boarding	25	3,008	0	30
Alternative Programs	Male Day	0	0	30	0
	Male Boarding	0	0	0	0
	Female Day	0	0	60	0
	Female Boarding	0	0	0	0
Total	575	6,482	90	50	

Administration²²

People in these positions hold the title or equivalent title of president, vice president, principal, assistant principal, dean of students, director of treatment, director of social services, center director, center assistant director, and others.



- One in ten administrators at educational centers is a Christian Brother.
- Half of administrators at education centers is a lay man, and almost four in ten (38 percent) is a lay woman.
- There are no administrators at education centers who are female religious or other religious brothers or priests.

²² Each faculty is counted only once in the area in which they spend the most time.

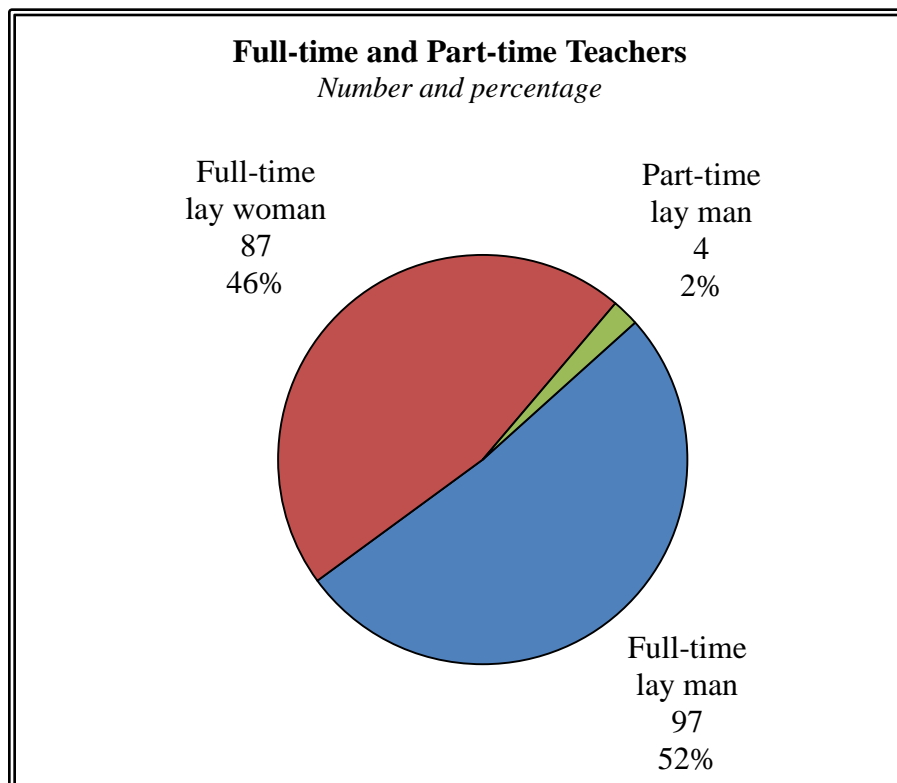
Differences by District

Most administrators are in DENA, which also houses the most education centers of any of the Districts.

Administrators					
	DENA	Midwest	San Francisco	Regional	Total
Christian Brother	7	0	2	1	10
Lay man	48	4	0	0	52
Lay woman	36	1	0	0	37
Total	91	5	2	1	99

Teachers

Only one District, DENA, reports having teachers at their educational centers. The positions are split almost evenly between full-time lay men (52 percent) and full-time lay women (46 percent), with an additional 4 lay men working part-time.



Direct Service Staff

Direct service staff includes therapeutic support staff, therapeutic counselor, guidance counselor, social worker, group living manager, youth care worker, and other comparable positions. A total of 565 direct service staff are employed at educational centers.

Direct Service Staff				
	DENA	Midwest	San Francisco	Regional
Christian Brother	5	1	0	1
Lay men	282	2	0	3
Lay women	264	4	0	0
Female Religious	0	1	0	2
Other Religious/Priests	0	0	0	0
Total	551	8	0	6

- Half of direct service staff are lay men (50 percent), and 47 percent are lay women.
- About one percent of direct service staff are Christian Brothers.

Other Professional Staff

Other professional staff includes campus minister, athletic director, business/finance director, plant manager, alumni director, development director, curriculum coordinator, director of admissions, cafeteria manager, librarians, and generally all who need a degree for the position. This excludes teachers. In total, 40 other professional staff are employed at educational centers.

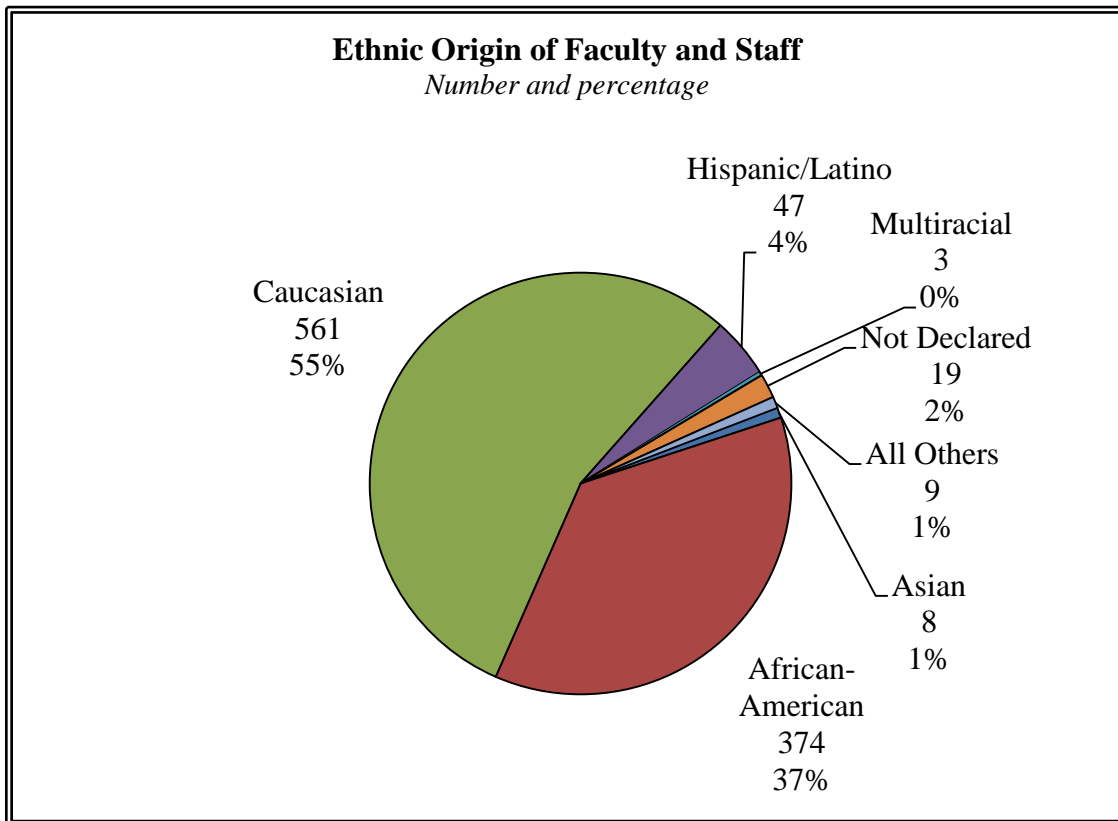
Other Professional Staff				
	DENA	Midwest	San Francisco	Regional
Christian Brother	0	0	0	0
Lay men	13	3	0	0
Lay women	18	4	2	0
Female Religious	0	0	0	0
Other Religious/Priests	0	0	0	0
Total	31	7	2	0

Support Staff

Support staff includes all other employees not yet counted. Positions include cafeteria workers, custodians, bookstore managers, office workers, security, secretaries, and other positions that do not generally require a degree. In total, 132 support staff are employed at educational centers.

Support Staff				
	DENA	Midwest	San Francisco	Regional
Christian Brother	2	2	0	0
Lay men	44	8	0	1
Lay women	46	22	4	3
Female Religious	0	0	0	0
Other Religious/Priests	0	0	0	0
Total	92	32	4	4

Ethnic Origin of Faculty and Staff



Differences by District

Half of faculty and staff at educational centers (55 percent) is Caucasian and one in three (36 percent) is African-American.

Ethnic Origin of Faculty and Staff				
	DENA	Midwest	San Francisco	Regional
Asian	7	0	1	0
African-American	373	0	1	0
Caucasian	502	50	4	5
Hispanic/Latino	38	2	3	4
Native American	0	0	0	0
Multiracial	3	0	0	0
Not Declared	19	0	0	0
All Others	9	0	0	0
Total	951	52	9	9

Pastoral Ministry

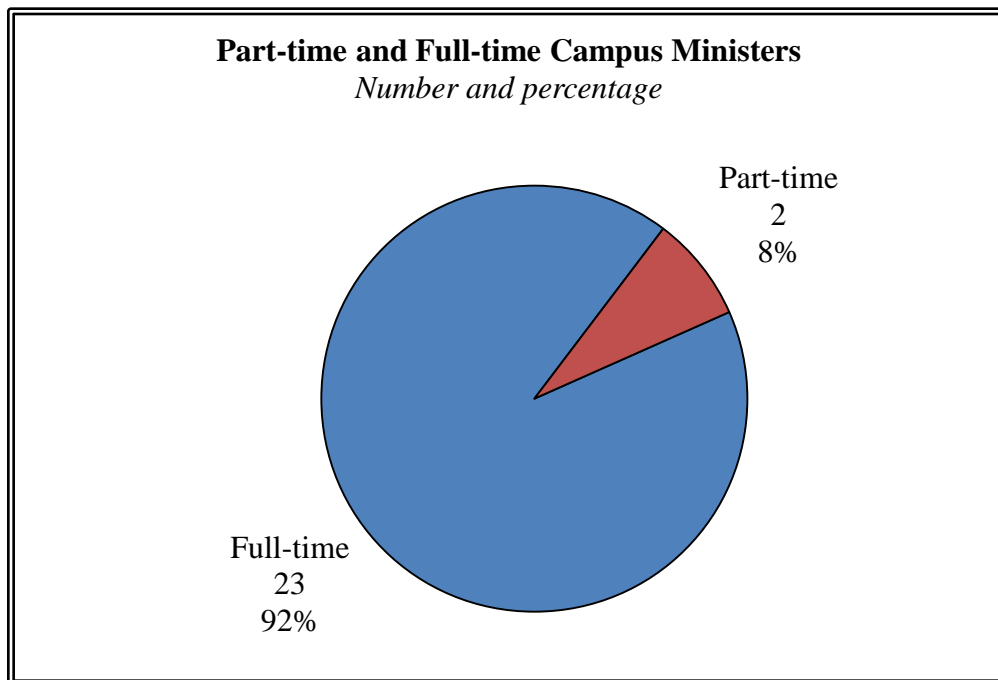
For this section of the report, pastoral ministers are counted even if they have already been included in faculty and staff totals. In addition, if a person falls into more than one category below, they are included in each category.

Religion Teachers

Only one District – DENA – reported having religion teachers at their educational centers. Two Christian Brothers and one other religious or priest works full-time as a religion teacher.

Campus Ministers

Of the 25 campus ministers working in educational centers, 92 percent hold full-time positions.



Differences by Ecclesial Status

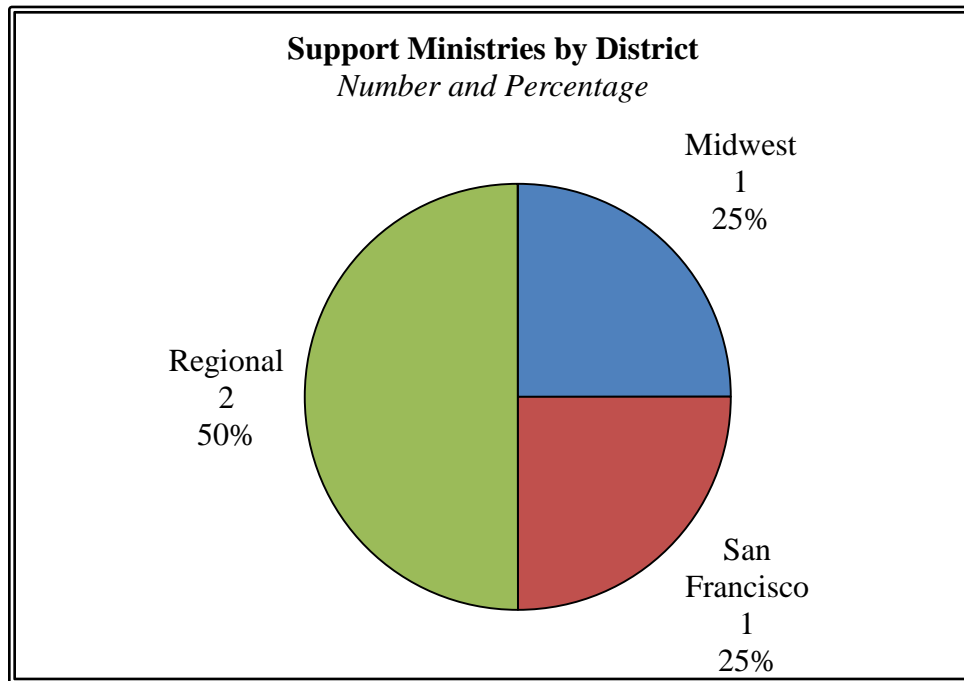
Campus Ministers				
	DENA	Midwest	San Francisco	Regional
Christian Brother	0	1	0	0
Lay men	2	8	0	0
Lay women	2	10	0	0
Female Religious	1	1	0	0
Other Religious/Priests	0	0	0	0
Total	5	20	0	0

Religion Department

There are nine people in religion departments in education centers, all in the Midwest District and all employed full-time. Five are lay men and four are lay women.

Part IV: Support Ministries

There are a total of four support ministries presented here: Christian Brothers Investment Services, Christian Brothers Services, St. Mary's Press, and Lasallian Education Fund. One – St. Mary's Press in Winona, MN in the Midwest District – did not report data for this year. For this ministry only, data for 2010-2011 are presented below.²³



There are a total of 107 full-time and part-time administrators.

Full-time and Part-time Administrators			
	Midwest	San Francisco	Regional
Christian Brother	0	0	3
Lay men	0	1	58
Lay women	0	0	43
Female Religious	0	0	1
Other Religious/Priests	0	0	1
Total	0	1	106

²³ There are no support ministries in DENA and the NO-SF District; they are excluded from analysis in this section of the report.

There are 190 full- and part-time staff working in support ministries.

Full-time and Part-time Staff for Support Ministries			
	Midwest	San Francisco	Regional
Christian Brother	2	0	0
Lay men	18	0	11
Lay women	30	3	126
Female Religious	0	0	0
Other Religious/Priests	0	0	0
Total	50	3	137

Part V: District and Regional Information

This section of the report provides an overview of District and Regional offices, including administration and staff.

Overview of Offices

There are 14 total District and Regional offices.

Number of District and Regional Offices	
DENA	4
Midwest	1
NO-SF	6
San Francisco	1
Regional	2
Total	14

Administrators

The tables below report the number of full-time and part-time District/Regional administrators. These figures include visitors, auxiliary visitors, and the directors of education, vocation promotion, formation, finance, development, and others of similar responsibilities. There are 42 full- and part-time administrators in District and Regional offices.

Number of Full- and Part-Time District/Regional Administrators	
DENA	13
Midwest	6
NO-SF	5
San Francisco	6
Regional	12
Total	42

Differences by Ecclesial Status

Almost seven in ten administrators at District and Regional offices are Christian Brothers. Another one in four is a lay man.

Number of Full- and Part-Time District/Regional Administrators		
	Number	Percentage
FSC	29	69%
Lay men	10	24
Lay women	3	7
Female Religious	0	0
Other Religious/Priests	0	0
Total	42	100%

Staff

There is a total of 61 full- and part-time office staff working at District/Regional offices.

Number of Full- and Part-time District/Regional Office Staff	
DENA	14
Midwest	7
NO-SF	3
San Francisco	11
Regional	26
Total	61

Differences by Ecclesial Status

Two in three full- and part-time office staff at District/Regional offices are lay women. Another one in five is a Christian Brother while one in seven is a lay man.

Number of Full- and Part-Time District/Regional Office Staff		
	Number	Percentage
FSC	11	18%
Lay men	9	15
Lay women	41	67
Female Religious	0	0
Other Religious/Priests	0	0
Total	61	100%

Part VI: Christian Brothers Working for Non-Lasallian Organizations

Part VI reports data about the Christian Brothers of the U.S./Toronto Region who pursue their apostolate in non-Lasallian organizations. This activity is professional in nature. It is either the normal professional activity of the person concerned or unpaid work whose impact is greater than that of a simple personal charitable commitment. Examples of this work include (but are not limited to) writing books, research, publishing, training teachers, teaching in non-Lasallian higher education, working for a diocesan organization, a Church service, or similar positions.

Each of the tables below lists the places where Christian Brothers are working in non-Lasallian organizations by District, along with a brief description of this work.

DENA

Christian Brothers Working for Non-Lasallian Organizations			
<i>DENA</i>			
Name of Organization	City, State	Type of Organization	Ministry Description
St. Joseph-in-the-Hills Retreat Center	Malvern, PA	Retreat Center	Liturgist; Hosting Groups
Salve Regina University	Newport, RI	University	History Professor
Michael's Place	Pittsburgh, PA	Addictions Reintegration Program	Outreach Director
Our Lady of Mercy Parish Archdiocese of Newark	E. Greenwich, RI Newark, NJ	Parish Catholic School Office	Music Ministry Deputy Superintendent
Archdiocese of New York	New York City, NY	Archdiocesan Office	Data Entry, Systems
Trinity Catholic School	Ocala, FL	Secondary School	President
National Catholic Educational Assoc.	Washington, DC	School Services	Exec. Dir. Elementary Dept.
New York State Police	Albany, NY	Police Training Academy	Lecturer and Chaplain
Bishop Mugavero Center	Brooklyn, NY	Nursing Home	Director of Pastoral Care

Midwest

Christian Brothers Working for Non-Lasallian Organizations <i>Midwest District</i>			
Name of Organization	City, State	Type of Organization	Ministry Description
Cristo Rey HS	Kansas City, MO	High School	Outreach Coordinator
Gwynedd Mercy College	Gwynedd Valley, PA	College	Professor
McDonnell Catholic HS	Chippewa Falls, WI	High School	Asst. Principal
St. Anthony	Kansas City, MO	Parish	Pastoral Associate
Resurrection Catholic School	Memphis TN	Elementary School	Assistant Principal
Catalyst Schools	Chicago, IL	Charter School	Administration
John XXIII Educational Center	Racine, WI	Educational Support Center	Lasallian Animator
St. Cecilia Institute	Omaha, NE	Diocesan	Director of Liturgy

NO-SF

Christian Brothers Working for Non-Lasallian Organizations <i>NO-SF District</i>			
Name of Organization	City, State	Type of Organization	Ministry Description
Santa Fe University of Art and Design	Santa Fe, NM	College	Professor
Santa Fe University of Art and Design	Santa Fe, NM	College	Librarian
Santa Fe University of Art and Design	Santa Fe, NM	College	Maintenance
Santa Fe Community College	Santa Fe, NM	College	Part-time teacher

San Francisco

Christian Brothers Working for Non-Lasallian Organizations
San Francisco District

Name of Organization	City, State	Type of Organization	Ministry Description
Western Catholic Educational Association	Los Angeles, CA	High Schools, Colleges, Elem. Schools	Executive Director
Sarum College	Salisbury, England	University	Professor

Part VII: Christian Brothers of the U.S./Toronto Region

The tables below outline the total number of Christian Brothers in the U.S./Toronto Region. There are a total of 664 Christian Brothers in the U.S./Toronto Region. More than half are in DENA, while another one in four is in the Midwest District.

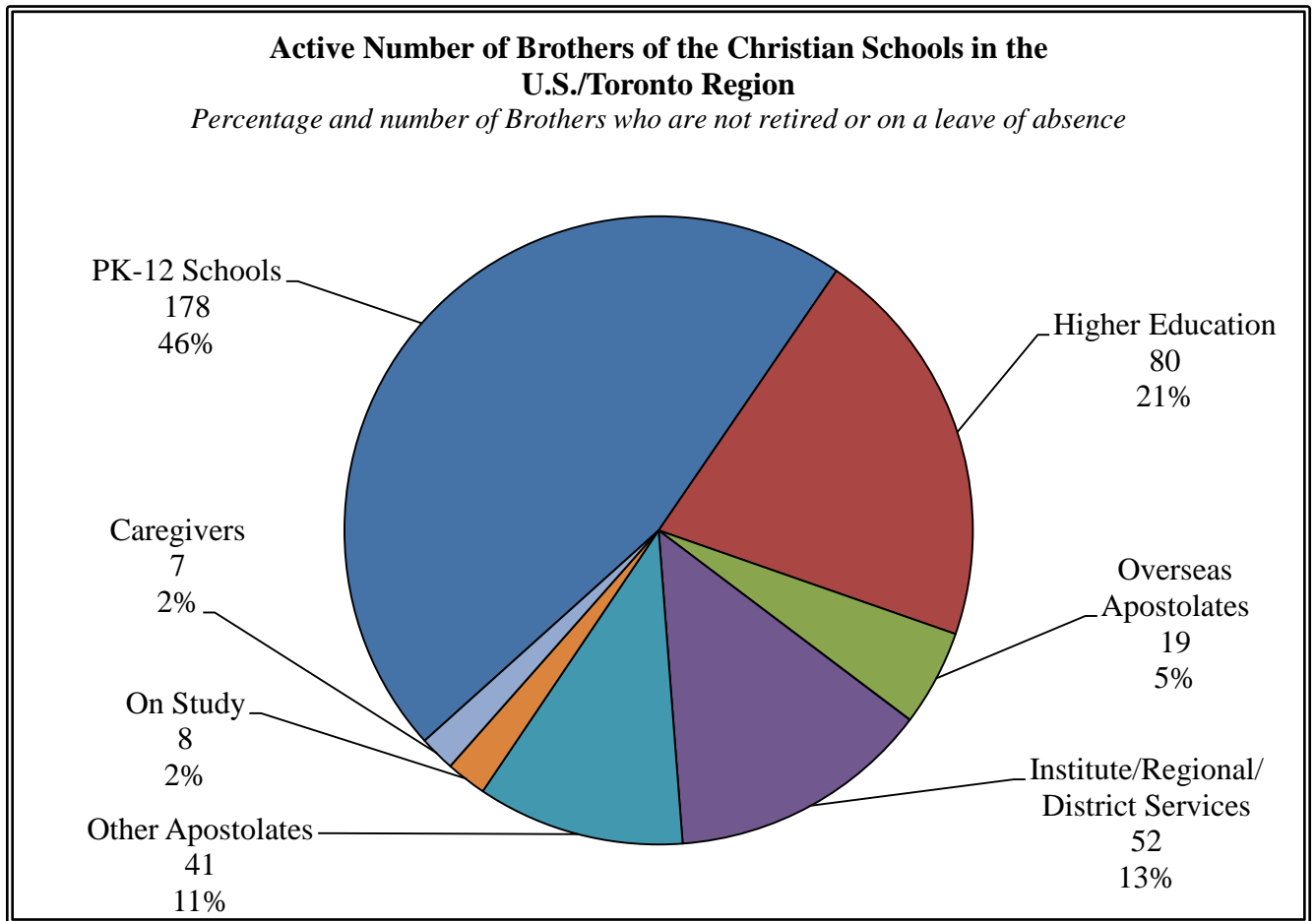
Number of Brothers of the Christian Schools in the U.S./Toronto Region		
	Number	Percentage
DENA	355	53%
Midwest	160	24
No-SF	60	9
San Francisco	89	13
Total	664	100%

Differences by Ministry

One in four Christian Brothers in the U.S./Toronto Region is serving in a PK-12 school, while another one in ten is in higher education. Two in five are retired.

Number of Brothers of the Christian Schools in the U.S./Toronto Region		
	Number	Percentage
PK-12 Schools	178	27%
Higher Education	80	12
Overseas Apostolates	19	3
Institute/Regional/District Services	52	8
Other Apostolates	41	6
On Study	8	1
Caregivers	7	1
Retired	278	42
Leave of Absence	1	<1
Total	664	100%

Two in five active Brothers – those who are not retired or on a leave of absence – are serving in PK-12 schools. Another one in five is in higher education.



Part VIII: Lasallian Formation Programs

The tables below outline the number of participants in the 2010 Buttimer Institute, those who participated in the Lasallian Leadership Institute for 2009-2012, and those who participated in the 2011 Lasallian Social Justice Institute. Each table presents the figures by District.

DENA

Participants in Lasallian Formation Programs			
<i>DENA</i>			
	Buttimer Institute 2011	Lasallian Leadership Institute 2009-2012	Lasallian Social Justice Institute 2011
Non-FSC Administrators	2	0	0
Non-FSC Faculty	27	0	11
Non-FSC Other Staff	0	0	0
FSC	4	0	0
Total	33	0	11

Midwest

Participants in Lasallian Formation Programs			
<i>Midwest District</i>			
	Buttimer Institute 2011	Lasallian Leadership Institute 2009-2012	Lasallian Social Justice Institute 2011
Non-FSC Administrators	0	0	0
Non-FSC Faculty	32	0	7
Non-FSC Other Staff	0	0	0
FSC	3	0	0
Total	35	0	7

NO-SF

Participants in Lasallian Formation Programs			
<i>NO-SF District</i>			
	Buttimer Institute 2011	Lasallian Leadership Institute 2009-2012	Lasallian Social Justice Institute 2011
Non-FSC Administrators	1	0	0
Non-FSC Faculty	11	0	0
Non-FSC Other Staff	0	0	0
FSC	1	0	0
Total	13	0	0

San Francisco

Participants in Lasallian Formation Programs			
<i>San Francisco District</i>			
	Buttimer Institute 2011	Lasallian Leadership Institute 2009-2012	Lasallian Social Justice Institute 2011
Non-FSC Administrators	1	0	1
Non-FSC Faculty	17	0	3
Non-FSC Other Staff	0	0	0
FSC	0	0	0
Total	18	0	4

Appendix I: Primary and Secondary Schools Directory

Archbishop O'Hara High School

9001 James A. Reed Road
Kansas City, MO 64138

Contact Information:

Phone: 816-763-4800

Fax: 816-763-0156

Website: <http://www.oharahs.org/>

Quick Statistics:

Year Founded: 1965

District: Midwest

Total Students: 354

Total Faculty: 91

School Contacts:

Principal: John O'Connor

Campus Minister: Mary Pat Storms, mstorms@oharahs.org

Director of Religion: Mary Pat Storms, mstorms@oharahs.org

Lasallian Youth Moderator: Bro. Chuck Gregor, FSC, cgregor@oharahs.org

Lasallian Animator: Bro. Chuck Gregor, FSC, Jane Schaffer, jschaffer@oharahs.org

Communications Contact: Mary Pat Storms, mstorms@oharahs.org

Director of Mission:

Director of Development: Carrie Mayle, cmayle@oharahs.org

Archbishop Rummel High School

1901 Severn Avenue
Metairie, LA 70001

Contact Information:

Phone: 504-834-5592

Fax: 504-832-4016

Website: <http://www.rummelraiders.com/>

Quick Statistics:

Year Founded: 1962

District: NOSF

Total Students: 893

Total Faculty: 222

School Contacts:

President: Bro. Gale Condit, FSC

Principal: Michael Scalco

Campus Minister: Denise Otilio, dotillio@rummelraiders.com

Director of Religion: Tim Kettenring, tkettenring@rummelraiders.com

Lasallian Youth Moderator:

Lasallian Animator: Donald Stout, dstout@rummelraiders.com

Communications Contact: Joseph Serio, jserio@rummelraiders.com

Director of Mission: Donald Stout, dstout@rummelraiders.com

Director of Development: Cory Howat, development@rummelraiders.com

Bishop Kelley High School

3905 South Hudson Avenue
Tulsa, OK 74135-5699

Contact Information:

Phone: 918-627-3390

Fax: 918-664-2134

Website: <http://www.bkelleyhs.org/>

Quick Statistics:

Year Founded: 1960

District: Midwest

Total Students: 819

Total Faculty: 212

School Contacts:

President: Rev. Brian O'Brien

Principal: Curt Feilmeir

Campus Minister: Jerri Berna, jberna@bkelleyhs.org

Director of Religion: Ken Coughlin, kcoughli@bkelleyhs.org

Lasallian Youth Moderator:

Lasallian Animator: Marianne Stich, mgstich@bkelleyhs.org

Communications Contact: Betty O'Connor, boconnor@bkelleyhs.org

Director of Mission:

Director of Development: Jean Ann Hankins, jhankins@bkelleyhs.org

Bishop Loughlin Memorial High School

357 Clermont Avenue
Brooklyn, NY 11238

Contact Information:

Phone: 718-857-2700

Fax: 718-398-4227

Website: <http://www.blmhs.org/>

Quick Statistics:

Year Founded: 1851

District: DENA

Total Students: 736

Total Faculty: 152

School Contacts:

President: Bro. Dennis Cronin, FSC

Principal: James Dorney

Campus Minister: Melissa Altman, maltman@blmhs.org

Director of Religion: Basil Bliss, bbliss@blmhs.org

Lasallian Youth Moderator: Mike Foley, mfoley@blmhs.org

Lasallian Animator: Cecilia Gottsegen, cgottsegen@blmhs.org

Communications Contact: Sonya Wells, swells@blmhs.org

Director of Mission: Bro. Dennis Cronin, FSC, dcronin@blmhs.org

Director of Development: John Klemm, jklemm@blmhs.org

Calvert Hall College High School

8102 La Salle Road
Baltimore, MD 21286

Contact Information:

Phone: 410-825-4266

Fax: 410-825-6826

Website: <http://www.calverthall.com/>

Quick Statistics:

Year Founded: 1845

District: DENA

Total Students: 1,225

Total Faculty: 272

School Contacts:

President: Bro. Thomas Zoppo, FSC

Principal: Louis Heidrick

Campus Minister: Marc Parisi, parisim@calverthall.com

Director of Religion: Walt Dobrzycki, dobyckiw@calverthall.com

Lasallian Youth Moderator: Meaghan Tracey, traceym@calverthall.com

Lasallian Animator: Chris Barczak, barczakc@calverthall.com

Communications Contact: Doug Heidrick, heidrickd@calverthall.com

Director of Mission: Lou Heidrick, heidrickl@calverthall.com

Director of Development: Wayne Hobik, hobikw@calverthall.com

Cathedral High School

1309 N. Stanton
El Paso, TX 79902

Contact Information:

Phone: 915-532-3238

Fax: 915-533-8248

Website: <http://www.cathedral-elpaso.org/>

Quick Statistics:

Year Founded: 1925

District: NOSF

Total Students: 476

Total Faculty: 97

School Contacts:

Principal: Bro. Nick Gonzalez, FSC

Campus Minister: Bro. Melvin Pelton, FSC, brothermel1937@hotmail.com

Director of Religion: Amanda Murillo, amurill1@gmail.com

Lasallian Youth Moderator: Bro. Melvin Pelton, FSC, brothermel1937@hotmail.com

Lasallian Animator: Pat Vega, pvega@aol.com

Communications Contact: Bro. Nick Gonzalez, FSC, bronick@hotmail.com

Director of Mission: Bro. Mariano Lopez, FSC, mariano.n.lopez@gmail.com

Director of Development: Denise Dunbar, denisedunbar@sbcglobal.net

Cathedral High School

1253 Bishops Road
Los Angeles, CA 90012

Contact Information:

Phone: 323-225-2438

Fax: 323-222-7223

Website: <http://www.cathedralhighschool.org/>

Quick Statistics:

Year Founded: 1925

District: San Francisco

Total Students: 745

Total Faculty: 115

School Contacts:

President: Martin Farfan

Principal: Bro. John Montgomery, FSC

Campus Minister: Bro. Chris Patino, FSC, brchris@cathedralhighschool.org

Director of Religion: Bro. Lawrence Haley, FSC, lphaley@earthlink.net

Lasallian Youth Moderator: Hilary Aguirre, haguirre@cathedralhighschool.org

Lasallian Animator: Bro. John Montgomery, FSC, brjohnm@cathedralhighschool.org

Communications Contact: Oscar Leong, oleong@cathedralhighschool.org

Director of Mission: Martin Farfan, mfarfan@cathedralhighschool.org

Director of Development: Oscar Leong, oleong@cathedralhighschool.org

Central Catholic High School

4720 Fifth Avenue
Pittsburgh, PA 15213

Contact Information:

Phone: 412-621-8189

Fax: 412-208-0555

Website: <http://centralcatholichs.com/>

Quick Statistics:

Year Founded: 1927

District: DENA

Total Students: 847

Total Faculty: 174

School Contacts:

President:

Principal: Bro. Robert Schaefer, FSC

Campus Minister: Joseph Allen, jallen@centralcatholichs.com

Director of Religion: Bro. V Kenneth, FSC, vkenneth@centralcatholichs.com

Lasallian Youth Moderator: Joseph Allen, jallen@centralcatholichs.com

Lasallian Animator: Charlotte Kenrick, ckenrick@centralcatholichs.com

Communications Contact: Kathy Brahan, kbrahan@centralcatholichs.com

Director of Mission:

Director of Development: Kathleen Lynch, klynch@centralcatholichs.com

Christian Brothers Academy

12 Airline Drive
Albany, NY 12205

Contact Information:

Phone: 518-452-9809

Fax: 518-452-9804

Website: <http://www.cbaalbany.org/>

Quick Statistics:

Year Founded: 1859

District: DENA

Total Students: 373

Total Faculty: 92

School Contacts:

Principal: James Schlegel

Campus Minister: Owen O'Leary, oleary@cbaalbany.org

Director of Religion: Owen O'Leary, oleary@cbaalbany.org

Lasallian Youth Moderator: Owen O'Leary, oleary@cbaalbany.org

Lasallian Animator:

Communications Contact:

Director of Mission:

Director of Development: Colleen Ward, ward@cbaalbany.org

Christian Brothers Academy

850 Newman Springs Road
Lincroft, NJ 07738

Contact Information:

Phone: 732-747-1959

Fax: 732-747-1643

Website: <http://www.cbalincroftnj.org/>

Quick Statistics:

Year Founded: 1959

District: DENA

Total Students: 955

Total Faculty: 196

School Contacts:

President: Bro. Frank Byrne, FSC

Principal: Peter Santanello

Campus Minister: Timothy Sewnig, tsewnig@cbalincroftnj.org

Director of Religion: Gregory Higgins, ghiggins@cbalincroftnj.org

Lasallian Youth Moderator: John Thawley, jthawley@cbalincroftnj.org

Lasallian Animator: Cathleen Carroll, ccarroll@cbalincroftnj.org

Communications Contact: Geoff Billet, gbilleet@cbalincroftnj.org

Director of Mission:

Director of Development: George Grima, ggrima@cbalincroftnj.org

Christian Brothers Academy

6245 Randall Road
Syracuse, NY 13214

Contact Information:

Phone: 315-446-5960

Fax: 315-446-3393

Website: <http://cbasyracuse.org/>

Quick Statistics:

Year Founded: 1900

District: DENA

Total Students: 737

Total Faculty: 168

School Contacts:

Principal: Bro. Joseph Jozwiak, FSC

Campus Minister: Margaret Perkins, mperkins@cbasyracuse.org

Director of Religion: Maureen Lasda, mlasda@cbasyracuse.org

Lasallian Youth Moderator: Maryjane Finlay, mfinlay@cbasyracuse.org

Lasallian Animator: Bro. Joseph Jozwiak, FSC, jjozwiak@cbasyracuse.org

Communications Contact: Patricia Callahan, pjcallahan@cbasyracuse.org

Director of Mission: Bro. Joseph Jozwiak, FSC, jjozwiak@cbasyracuse.org

Director of Development: Patricia Callahan, pjcallahan@cbasyracuse.org

Christian Brothers College High School

1850 De La Salle Drive
Saint Louis, MO 63141

Contact Information:

Phone: 314-985-6100

Fax: 314-985-6115

Website: <http://www.cbchs.org/>

Quick Statistics:

Year Founded: 1850

District: Midwest

Total Students: 860

Total Faculty: 209

School Contacts:

President: Michael England

Principal: Bro. David Poos, FSC

Campus Minister: Mike Krussel, krusselm@cbchs.org

Director of Religion: Paul Kraus, kraus@cbchs.org

Lasallian Youth Moderator: Andy Wood, wooda@cbchs.org

Lasallian Animator: Paul Kraus, krausp@cbchs.org

Communications Contact: Rob Staggenborg, staggenborgr@cbchs.org

Director of Mission: Paul Kraus, kraus@cbchs.org

Director of Development: Rick Heinrichs, heinrichsr@cbchs.org

Christian Brothers High School

5900 Walnut Grove Road
Memphis, TN 38120

Contact Information:

Phone: 901-261-4900

Website: <http://www.cbhs.org/>

Quick Statistics:

Year Founded: 1871

District: Midwest

Total Students: 855

Total Faculty: 197

School Contacts:

President: Bro. Chris Englert, FSC

Principal: Chris Fay

Campus Minister:

Director of Religion: Tom Klitz, tklitz@cbhs.org

Lasallian Youth Moderator: Justin Kuehl, jkuehl@cbhs.org

Lasallian Animator: John Ward, jward@cbhs.org

Communications Contact: John Morris, jmorris@cbhs.org

Director of Mission: Hollie Comas, hcomas@cbhs.org

Director of Development: Nancy Lanigan, nlanigan@cbhs.org

Christian Brothers High School

4315 Martin Luther King Jr. Boulevard
Sacramento, CA 95820

Contact Information:

Phone: 916-733-3600

Fax: 916-733-3657

Website: <http://www.cbhs-sacramento.org/>

Quick Statistics:

Year Founded: 1876

District: San Francisco

Total Students: 976

Total Faculty: 212

School Contacts:

President: Lorcan P. Barnes

Campus Minister: Susannah Nelson, snelson@cbhs-sacramento.org

Director of Religion: Julie Greene, jgreene@cbhs-sacramento.org

Lasallian Youth Moderator: Holly Peterson/ Chris Symkowick-Rose, hpeterson@cbhs-sacramento.org / csymkowick-rose@cbhs-sacramento.org

Lasallian Animator: Susannah Nelson, snelson@cbhs-sacramento.org

Communications Contact: Kristen McCarthy, kmmccarthy@cbhs-sacramento.org

Director of Mission: Lorcan Barnes, lbarnes@cbhs-sacramento.org

Director of Development: Paul Reischick, preischick@cbhs-sacramento.org

Christian Brothers School

8 Friederichs Avenue
New Orleans, LA 70124

Contact Information:

Phone: 504-486-6770

Fax: 504-486-1053

Website: <http://www.cbs-no.org/>

Quick Statistics:

Year Founded: 1960

District: NOSF

Total Students: 290

Total Faculty: 50

School Contacts:

President/Principal: Joey M. Scaffidi

Campus Minister: Paul Rucker, prucker@cbs-no.org

Director of Religion: Joey Scaffidi, jscaffidi@yahoo.com

Lasallian Youth Moderator: Heath Barker, newfalconsprit@yahoo.com

Lasallian Animator: Christian Crawford, ccrawford@cbs-no.org

Communications Contact: Joey Scaffidi, jscaffidi@yahoo.com

Director of Mission: Heath Barker, newfalconsprit@yahoo.com

Director of Development: Carol Couvillion, foundation@cbs-no.org

Cretin-Derham Hall

550 South Albert Street
Saint Paul, MN 55116

Contact Information:

Phone: 651-690-2443

Fax: 651-696-3394

Website: <http://cretin-derhamhall.org/>

Quick Statistics:

Year Founded: 1987

District: Midwest

Total Students: 1,318

Total Faculty: 327

School Contacts:

President: Richard Engler

Principal: Mona Schmitz

Campus Minister: Peter Gleich, pgleich@c-dh.org

Director of Religion: Nicolle Spears, nspears@c-dh.org

Lasallian Youth Moderator: Peter Gleich, pgleich@c-dh.org

Lasallian Animator: Lou Anne Tighe, ltighe@c-dh.org

Communications Contact: Pat Oxley, poxley@c-dh.org

Director of Mission: Lou Anne Tighe, ltighe@c-dh.org

Director of Development: Frank Miley, fmiley@c-dh.org

Cristo Rey New York High School

112 East 106th Street
New York, NY 10029

Contact Information:

Phone: 212-996-7000

Fax: 212-427-7444

Website: <http://cristoreyny.org/>

Quick Statistics:

Year Founded: 2004

District: DENA

Total Students: 380

Total Faculty: 98

School Contacts:

President: Rev. Joseph P. Parkes, S.J.

Principal: William Ford

Campus Minister: Egli Colon, ecolon@cristoreyny.org

Director of Religion: Egli Colon, ecolon@cristoreyny.org

Lasallian Youth Moderator:

Lasallian Animator:

Communications Contact: Lauren Decker, ldecker@cristoreyny.org

Director of Mission:

Director of Development: Heather Trotta, htrotta@cristoreyny.org

De La Salle Blackfeet School

P.O. Box 1489
104 1st Street NW #1489
Browning, MT 59417

Contact Information:

Phone: 406-338-5290

Fax: 406-338-7900

Website: <http://www.dlsbs.org/>

Quick Statistics:

Year Founded: 2001

District: Midwest

Total Students: 69

Total Faculty: 27

School Contacts:

President: Bro. Dale Mooney, FSC

Principal: Roonie Leitem-Murrell

Campus Minister: Joe Murrell, joemurrell@dlsbs.org

Director of Religion: Joe Murrell, joemurrell@dlsbs.org

Lasallian Youth Moderator:

Lasallian Animator: Beth Lask, bethlask@dlsbs.org

Communications Contact: Bro. Ray Bonderer, FSC, BroRay@dlsbs.org

Director of Mission:

Director of Development: Genevieve Lighthiser, glighthiser@dlsbs.org

De La Salle Catholic High School

5300 Saint Charles Avenue
New Orleans, LA 70115

Contact Information:

Phone: 504-895-5717

Fax: 504-895-1300

Website: <http://www.delasallenola.com/>

Quick Statistics:

Year Founded: 1949

District: NOSF

Total Students: 440

Total Faculty: 120

School Contacts:

President: Michael Guillot

Principal: Peggy St. John

Campus Minister: Francis Moises, fmoises@delasallenola.com

Director of Religion: Tony Behan, tbehan@delasallenola.com

Lasallian Youth Moderator: Richard Neider, rneider@delasallenola.com

Lasallian Animator:

Communications Contact: Kathleen Calder, kcalder@delasallenola.com

Director of Mission:

Director of Development: Verna Aucoin, vaucoin@delasallenola.com

De La Salle College

“Oaklands”

131 Farnham Avenue
Toronto, Ontario M4V 1H7

Contact Information:

Phone: 416-969-8771

Fax: 416-969-9175

Website: <http://www.delasalleoaklands.ca/>

Quick Statistics:

Year Founded: 1851

District: DENA

Total Students: 604

Total Faculty: 114

School Contacts:

President: Bro. Domenic Viggiani, FSC

Principal: Joseph Pupo

Campus Minister: Michel Rousselle, mrousselle@delasalleoaklands.org

Director of Religion: Frank Lacobazzi, flacobazzi@delasalleoaklands.org

Lasallian Youth Moderator: Mike Luchka, mluchka@delasalleoaklands.org

Lasallian Animator:

Communications Contact: Barry Allard, ballard@delasalleoaklands.org

Director of Mission:

Director of Development: Michael Rocca, mrocca@delasalleoaklands.org

De La Salle Collegiate High School

14600 Common Road
Warren, MI 48088

Contact Information:

Phone: 586-778-2207

Fax: 586-778-6016

Website: <http://www.edline.net/pages/delasallehs/>

Quick Statistics:

Year Founded: 1926

District: DENA

Total Students: 781

Total Faculty: 158

School Contacts:

President: Bro. Thomas Lackey, FSC

Principal: Patrick Adams, Jr.

Campus Minister: Bro. Michael Shubnell, FSC, bshubnell@delasallehs.com

Director of Religion: Christopher Ulewicz, culewicz@delasallehs.com

Lasallian Youth Moderator: Bro. Michael Shubnell, FSC, bshubnell@delasallehs.com

Lasallian Animator: Brian Barker, bbarker@delasallehs.com

Communications Contact: Vicki Granger, vgranger@delasallehs.com

Director of Mission: Bro. Michael Shubnell, FSC, bshubnell@delasallehs.com

Director of Development: Christopher Czarnik, cczarnik@delasallehs.com

De La Salle Elementary School at Blessed Sacrament Parish

2450 Hale Avenue
Memphis, TN 38112

Contact Information:

Phone: 901-866-9084

Fax: 901-866-9086

Website: <http://www.edline.net/pages/delasallememphis/>

Quick Statistics:

Year Founded: 2000

District: Midwest

Total Students: 168

Total Faculty: 44

School Contacts:

President/Principal: Bro. Robert Veselksy, FSC

Campus Minister:

Director of Religion:

Lasallian Youth Moderator:

Lasallian Animator:

Communications Contact:

Director of Mission:

Director of Development:

De La Salle High School

1130 Winton Drive
Concord, CA 94518

Contact Information:

Phone: 925-288-8100

Website: <http://www.dlshs.org/>

Quick Statistics:

Year Founded: 1,965

District: San Francisco

Total Students: 1025

Total Faculty: 240

School Contacts:

President: Mark DeMarco, President

Principal: Bro. Robert Wickman, FSC

Campus Minister: Roger Hassett, hassettr@dlshs.org

Director of Religion: Robert Zorad, zoradr@dlshs.org

Lasallian Youth Moderator: Roger Hassett, hassettr@dlshs.org

Lasallian Animator: Mary Ann Mattos, mattosm@dlshs.org

Communications Contact: John Gray, grayj@dlshs.org

Director of Mission: Mark DeMarco, demarcom.dlshs.org

Director of Development: Heather Pastorini, pastorinah@dlshs.org

De La Salle Institute

3434 South Michigan Avenue
Chicago, IL 60616

Contact Information:

Phone: 312-842-7355

Fax: 312-842-5640

Website: <http://www.dls.org/>

Quick Statistics:

Year Founded: 1889

District: Midwest

Total Students: 1,107

Total Faculty: 258

School Contacts:

President: Rev. Paul Novak, OSM

Principal: James Krygier

Campus Minister: Emily Vogel, Sr. Josita Krzeminski, vogele, krzeminskij@dls.org

Director of Religion: John Brogan, broganj@dls.org

Lasallian Youth Moderator: Emily Vogel, Michael Dieter, vogele, dieterm@dls.org

Lasallian Animator: Emily Vogel, vogele@dls.org

Communications Contact: Mike Walsh, walshm@dls.org

Director of Mission: Rev. Paul Novak, OSM, novakp@dls.org

Director of Development: Iris Gist Cochran, cochrani@dls.org

De La Salle Middle School at St. Matthew's

4145 Kennerly Avenue
St. Louis, MO 63113

Contact Information:

Phone: 314-531-9820

Fax: 314-531-4820

Website: <http://delasallems.org/>

Quick Statistics:

Year Founded: 2001

District: Midwest

Total Students: 63

Total Faculty: 33

School Contacts:

President: Corey Quinn

Principal: Phil Pusateri

Campus Minister:

Director of Religion: Mike Hall, mhall@delasallems.org

Lasallian Youth Moderator:

Lasallian Animator: Melissa Brickey, Phil Pusateri, mbrickey@delasallems.org

Communications Contact: Corey Quinn, cquinn@delasallesms.org

Director of Mission: Corey Quinn, cquinn@delasallems.org

Director of Development: Erica Altuve, ealtuve@delasallems.org

De La Salle North Catholic High School

7528 N. Fenwick Avenue
Portland, OR 97217

Contact Information:

Phone: 505-285-9385

Fax: 503-285-9385

Website: <http://www.delasallenorth.org/>

Quick Statistics:

Year Founded: 2001

District: San Francisco

Total Students: 305

Total Faculty: 108

School Contacts:

President: Matt Powell

Principal: Timothy Joy

Campus Minister: Mike Seidl, mseidl@delasallenorth.org

Director of Religion: Polly Waibel, pwaibel@delasallenorth.org

Lasallian Youth Moderator: Mike Seidl, mseidl@delasallenorth.org

Lasallian Animator:

Communications Contact: Ben Root, broot@delasallenorth.org

Director of Mission: Matt Powell, mpowell@delasallenorth.org

Director of Development: Ben Root, broot@delasallenorth.org

DeLaSalle High School

One DeLaSalle Drive
Minneapolis, MN 55401

Contact Information:

Phone: 612-676-7600

Fax: 612-362-9641

Website: <http://www.delasalle.com/>

Quick Statistics:

Year Founded: 1900

District: Midwest

Total Students: 637

Total Faculty: 154

School Contacts:

President: Barry Lieske, AFSC

Principal: Jim Benson

Campus Minister: Peg Hodapp, peg.hodap@delasalle.com

Director of Religion: Mary Joy Zawislak, maryjoy.zawislak@delasalle.com

Lasallian Youth Moderator: Peg Hodapp, peg.hodap@delasalle.com

Lasallian Animator: Peg Hodapp, peg.hodap@delasalle.com

Communications Contact: Anna Carol McCorison, anna.carol@delasalle.com

Director of Mission: Peg Hodapp, peg.hodap@delasalle.com

Director of Development: Dave Thorson, dave.thorson@delasalle.com

De Marillac Academy

175 Golden Gate Avenue
San Francisco, CA 94102

Contact Information:

Phone: 415-552-5220

Fax: 415-520-6969

Website: <http://www.demarillac.org/>

Quick Statistics:

Year Founded: 2001

District: San Francisco

Total Students: 115

Total Faculty: 46

School Contacts:

President: Michael Daniels

Principal: Christopher Giangregorio

Campus Minister:

Director of Religion:

Lasallian Youth Moderator:

Lasallian Animator: Michelle Batistia, michelle_batista@demarillac.org

Communications Contact: Michael Daniels, mike_daniels@demarillac.org

Director of Mission: Michael Anderer-McClelland

Director of Development:

Helias Catholic High School

1305 Swifts Highway
Jefferson City, MO 65109

Contact Information:

Phone: 573-635-6139

Fax: 573-635-5615

Website: <http://heliashighschool.com/>

Quick Statistics:

Year Founded: 1956

District: Midwest

Total Students: 767

Total Faculty: 113

School Contacts:

President: Didier Aur

Principal: Sr. Jean Dietrich, SSND

Campus Minister: Christina Bockwinkel-Baker, cbaker@heliascatholic.com

Director of Religion: Jacki Crider, jcrider@heliascatholic.com

Lasallian Youth Moderator: Ron Vossen, rvossen@heliascatholic.com

Lasallian Animator: Didier Aur, daur@heliascatholic.com

Communications Contact: Ben Balk, bbalk@heliascatholic.com

Director of Mission: Didier Aur, daur@heliascatholic.com

Director of Development: Marti Dupuis, mdupuis@heliascatholic.com

Holy Family Catholic High School

8101 Kochia Lane
Victoria, MN 55386

Contact Information:

Phone: 952-443-4659

Fax: 952-443-1822

Website: <http://www.hfchs.org/>

Quick Statistics:

Year Founded: 2000

District: Midwest

Total Students: 549

Total Faculty: 79

School Contacts:

President/Principal: Kathie Brown

Campus Minister: John Dolls, dolsj@hfchs.org

Director of Religion: Doug Bosch, boschd@hfchs.org

Lasallian Youth Moderator: John Dols, dolsj@hfchs.org

Lasallian Animator: Doug Bosch, boschd@hfchs.org

Communications Contact: Stephanie Svoboda, svobodas@hfchs.org

Director of Mission:

Director of Development: Michael McGinty, mcgintym@hfchs.org

Hudson Catholic Regional High School

790 Bergen Avenue
Jersey City, NJ 07306

Contact Information:

Phone: 201-332-5970

Fax: 201-332-6373

Website: <http://www.hudsoncatholic.org/>

Quick Statistics:

Year Founded: 1964

District: DENA

Total Students: 422

Total Faculty: 97

School Contacts:

Principal: Sr. Joann Marie Aumand, SCC

Campus Minister:

Director of Religion: Pauline Biason, pbiason@hudsoncatholic.org

Lasallian Youth Moderator: Anna Schreiber, aschreiber@hudsoncatholic.org

Lasallian Animator: Anna Schreiber, aschreiber@hudsoncatholic.org

Communications Contact:

Director of Mission:

Director of Development: Nicholas Mariniello, nmariniello@hudsoncatholic.org

Justin-Siena High School

4026 Maher Street
Napa, CA 94558

Contact Information:

Phone: 707-255-0950

Fax: 707-255-0334

Website: <http://www.justin-siena.org/>

Quick Statistics:

Year Founded: 1966

District: San Francisco

Total Students: 645

Total Faculty: 175

School Contacts:

President: Robert T. Jordan

Principal: Noel Hesser

Campus Minister: Ellen Derby/ Andy Hodges, derby/ hodgesa@justin-siena.org

Director of Religion: Georgina Clarke, clarkeg@justin-siena.org

Lasallian Youth Moderator: Dave Sugar/ Ellen Derby, sugard/ derby@justin-siena.org

Lasallian Animator: Christopher Swain, swainc@justin-siena.org

Communications Contact: Eileen Mize, mizee@justin-siena.org

Director of Mission: Robert Jordan, jordanr@justin-siena.org

Director of Development: Kathleen Scollin, scollink@justin-siena.org

La Salle Academy

612 Academy Avenue
Providence, RI 02908

Contact Information:

Phone: 401-351-7750

Fax: 401-444-1782

Website: <http://www.lasalle-academy.org/>

Quick Statistics:

Year Founded: 1871

District: DENA

Total Students: 1,477

Total Faculty: 312

School Contacts:

President: Bro. Thomas Gerrow, FSC

Principal: Donald Kavanagh

Campus Minister: Matthew Daly, mdaly@lasalle-academy.org

Director of Religion: Edward Sirois, esirois@lasalle-academy.org

Lasallian Youth Moderator: Margaret Naughton, mnaughton@lasalle-academy.org

Lasallian Animator: Bro. Frederick Mueller, FSC, fmueller@lasalle-academy.org

Communications Contact: Jeff Dennard, jdennard@lasalle-academy.org

Director of Mission: Bro. Frederick Mueller, FSC, fmueller@lasalle-academy.org

Director of Development: Timothy Welsh, twelsh@lasalle-academy.org

La Salle Academy

215 East 6th Street
New York, NY 10003

Contact Information:

Phone: 212-475-8940

Fax: 212-529-3598

Website: <http://www.lasalleacademy.org/>

Quick Statistics:

Year Founded: 1848

District: DENA

Total Students: 336

Total Faculty: 112

School Contacts:

President: Dr. William C. Hambleton, Ed.D.

Principal: Dr. William Macatee

Campus Minister: Bro. Peter Nguyen, FSC, pnguyen@lasalleacademy.org

Director of Religion: Lorraine D'Agostino, ldagostino@lasalleacademy.org

Lasallian Youth Moderator: Bro. Peter Nguyen, FSC, pnguyen@lasalleacademy.org

Lasallian Animator: Dr. William Macatee, wmacatee@lasalleacademy.org

Communications Contact: Dr. William Macatee, wmacatee@lasalleacademy.org

Director of Mission: Dr. William Hambleton, whambleton@lasalleacademy.org

Director of Development: Wycliffe Daniels, wdaniels@lasalleacademy.org

La Salle Academy

1434 N. Second Street
Philadelphia, PA 19122

Contact Information:

Phone: 215-739-5804

Fax: 215-739-1664

Website: <http://lasalleacademy.net/>

Quick Statistics:

Year Founded: 2003

District: DENA

Total Students: 90

Total Faculty: 35

School Contacts:

President: Sr. Jeanne McGowan, SSJ

Principal: Teresa Diamond

Campus Minister:

Director of Religion:

Lasallian Youth Moderator:

Lasallian Animator: Matthew Joram, Joram1@lasalle.edu

Communications Contact:

Director of Mission:

Director of Development: Megan Thomson, mgthomson13@hotmail.com

La Salle Catholic College Preparatory

11999 SE Fuller Road
Milwaukie, OR 97222

Contact Information:

Phone: 503-659-4155

Fax: 503-659-2535

Website: <http://www.lsprep.org/>

Quick Statistics:

Year Founded: 1966

District: San Francisco

Total Students: 634

Total Faculty: 172

School Contacts:

President: Denise L. Jones

Principal: Tom Dudley

Campus Minister: Gary Hortsch, ghortsch@lsprep.org

Director of Religion: Gary Hortsch, ghortsch@lsprep.org

Lasallian Youth Moderator: Stephanie Blumenson, sblumenson@lsprep.org

Lasallian Animator: Andrew Kuffner, akuffner@lsprep.org

Communications Contact: Heather McEvoy Eldon, heldon@lsprep.org

Director of Mission: Denise Jones, djones@lsprep.org

Director of Development: Andrea Burns, aburns@lsprep.org

La Salle College High School

8605 Cheltenham Avenue
Wyndmoor, PA 19038

Contact Information:

Phone: 215-233-2911

Fax: 215-223-1418

Website: <http://www.lschs.org/>

Quick Statistics:

Year Founded: 1858

District: DENA

Total Students: 1,066

Total Faculty: 346

School Contacts:

President: Bro. James Butler, FSC

Principal: Michael O'Toole

Campus Minister: Lewis Clark, clarkl@lschs.org

Director of Religion: Diana McInaw, dkmcinaw@lschs.org

Lasallian Youth Moderator: Thomas Devlin, devlin@lschs.org

Lasallian Animator: Bro. James Rieck, FSC, reickj@lschs.org

Communications Contact: Christopher Carabello, carabelloc@lschs.org

Director of Mission:

Director of Development: Daniel McGowan, mcgowand@lschs.org

La Salle High School

3000 Lightning Way
Union Gap, WA 98903

Contact Information:

Phone: 509-225-2900

Website: <http://www.lasalleyakima.com/>

Quick Statistics:

Year Founded: 1998

District: San Francisco

Total Students: 176

Total Faculty: 52

School Contacts:

President: Tim McGree

Principal: Ted Kanelopoulos

Campus Minister: Kevin Jam, kjam@lasalleyakima.org

Director of Religion: Ted Kanelopoulos, tedk@lasalleyakima.org

Lasallian Youth Moderator: Kevin Jam, kjam@lasalleyakima.org

Lasallian Animator: Ted Kanelopoulos, tedk@lasalleyakima.org

Communications Contact: Tim McGree, tmcgree@lasalleyakima.org

Director of Mission: Tim McGree, tmcgree@lasalleyakima.org

Director of Development:

La Salle High School

3091 North Bend Road
Cincinnati, OH 45239

Contact Information:

Phone: 513-741-3000

Fax: 513-741-3000

Website: <http://www.lasallehs.net/>

Quick Statistics:

Year Founded: 1960

District: Midwest

Total Students: 708

Total Faculty: 173

School Contacts:

Principal: Thomas Luebbe

Campus Minister: Christopher Winiarski, cwiniarski@lasallehs.net

Director of Religion: Michael Flaherty, mflaherty@lasallehs.net

Lasallian Youth Moderator: Aaron Hampel, ahampel@lasallehs.net

Lasallian Animator: Phil Reichle, preichle@lasallehs.net

Communications Contact: Greg Tankersley, gtankersley@lasallehs.net

Director of Mission:

Director of Development: Ken Barlag, kbarlag@lasallehs.net

La Salle High School College Preparatory

3880 East Sierra Madre Boulevard
Pasadena, CA 91107-1996

Contact Information:

Phone: 626-351-8951

Fax: 626-351-0275

Website: <http://www.lasallehs.org/>

Quick Statistics:

Year Founded: 1956

District: San Francisco

Total Students: 732

Total Faculty: 192

School Contacts:

President: Dr. Richard Gray

Principal: Bro. Christopher Brady, FSC

Campus Minister: Ed O'Connor, eoconnor@lasallehs.org

Director of Religion: Pam Wagner, pwagner@lasallehs.org

Lasallian Youth Moderator: Brandon Birr, bbirr@lasallehs.org

Lasallian Animator: Dr. Richard Gray, rgray@lasallehs.org

Communications Contact: John Blackstock, jblackstock@lasallehs.org

Director of Mission: Dr. Richard Gray, rgray@lasallehs.org

Director of Development: Jon Keates, jkeates@lasallehs.org

La Salle Institute

174 Williams Road
Troy, NY 12180

Contact Information:

Phone: 518-283-2500

Fax: 518-283-6265

Website: <http://www.lasalleinstitute.org/>

Quick Statistics:

Year Founded: 1850

District: DENA

Total Students: 409

Total Faculty: 120

School Contacts:

President: Bro. Carl Malacalza, FSC

Campus Minister: Bro. Peter Furlong, FSC, bpeterf@hotmail.com

Director of Religion: James Iavarone, jiavarone@lasalleinstitute.org

Lasallian Youth Moderator: Bro. Peter Furlong, FSC, bpeterf@hotmail.com

Lasallian Animator:

Communications Contact: Richard Eddings, reddings@lasalleinstitute.org

Director of Mission:

Director of Development: Richard Eddings, reddings@lasalleinstitute.org

Martin de Porres Schools

621 Elmont Road
Elmont, NY 11003

Contact Information:

Phone: 516-502-2840

Fax: 516-502-2841

Website: <http://www.mdp.org/>

Quick Statistics:

Year Founded: 1972

District: DENA

Total Students: 480

Total Faculty: 386

School Contacts:

Executive Director: Ed Dana

Campus Minister:

Director of Religion:

Lasallian Youth Moderator: Terrance Clements/Stephan Phillip, [tclements/sPhillip@mdp.org](mailto:tclements@sPhillip@mdp.org)

Lasallian Animator: Ty Hopkins, thopkins@mdp.org

Communications Contact: Gracia Hypolite, ghypolite@mdp.org

Director of Mission: Elizabeth Williams, ewilliams@mdp.org

Director of Development: Colin Jackman, cjackman@mdp.org

Montini Catholic High School

19 West 070 16th Street
Lombard, IL 60148

Contact Information:

Phone: 630-627-6930

Fax: 630-627-0537

Website: <http://www.montini.org/>

Quick Statistics:

Year Founded: 1966

District: Midwest

Total Students: 693

Total Faculty: 170

School Contacts:

President: James F. Segredo

Principal: Maryann O'Neill

Campus Minister: Michael Blanchette, Mblanchette@montini.org

Director of Religion: Michael Blanchette, Mblanchette@montini.org

Lasallian Youth Moderator: Kelli Davis, kdavis@montini.org

Lasallian Animator: Roberta Raike, rraike@montini.org

Communications Contact: Jessica Rodriguez, jrodriguez@montini.org

Director of Mission:

Director of Development: James Segredo, jsegredo@montini.org

Mullen High School

3601 S. Lowell Boulevard
Denver, CO 80236

Contact Information:

Phone: 303-761-1764

Fax: 303-761-0502

Website: <http://www.mullenhigh.com/>

Quick Statistics:

Year Founded: 1931

District: NOSF

Total Students: 806

Total Faculty: 201

School Contacts:

President: Ryan Clement

Principal: Jim Gmelich

Campus Minister: Joe Schuchardt, schuchardt@mullenhigh.com

Director of Religion: Mike McGuire, m McGuire@mullenhigh.com

Lasallian Youth Moderator: Judy McCarty, mccarty@mullenhigh.com

Lasallian Animator: Bob Carrejo, carrejo@mullenhigh.com

Communications Contact: Cheryl Hall, hall@mullenhigh.com

Director of Mission: Bob Carrejo, carrejo@mullenhigh.com

Director of Development: Susan Knill, knill@mullenhigh.com

Roncalli Catholic High School

6401 Sorensen Parkway
Omaha, NE 68152

Contact Information:

Phone: 402-572-7670

Fax: 402-571-3216

Website: <http://www.roncallicatholic.org/>

Quick Statistics:

Year Founded: 1964

District: Midwest

Total Students: 351

Total Faculty: 77

School Contacts:

President: Jeff Dempsey

Principal: Chad Holtz

Campus Minister: Rev. Chi Igboanusi, cigboanusi@roncallicatholic.org

Director of Religion: Tim Mueting, tmueting@roncallicatholic.org

Lasallian Youth Moderator: Cathy Leak, cleak@roncallicatholic.org

Lasallian Animator: Cathy Leak, cleak@roncallicatholic.org

Communications Contact: Chad Holtz, choltz@roncallicatholic.org

Director of Mission: Chad Holtz, choltz@roncallicatholic.org

Director of Development: Jeff Dempsey, jpdempsey@roncallicatholic.org

Roncalli High School

2000 Mirro Drive
Manitowoc, WI 54220

Contact Information:

Phone: 920-682-8801

Website: <http://www.roncallijets.net/>

Quick Statistics:

Year Founded: 1965

District: Midwest

Total Students: 370

Total Faculty: 104

School Contacts:

President: John Stelzer

Principal: Timothy Olson

Campus Minister: Frank Birr, fbirr@roncallijets.net

Director of Religion: Mary Ann Teshima, mteshima@roncallijets.net

Lasallian Youth Moderator: Ann Ahola, aahole@roncallijets.net

Lasallian Animator: Frank Birr, Sue Sevcik, fbirr, ssevcik@roncallijets.net

Communications Contact: John Stelzer, jstelzer@roncallijets.net

Director of Mission: John Stelzer, jstelzer@roncallijets.net

Director of Development: John Steltzer, jsteltzer@roncallijets.net

Sacred Heart Cathedral Preparatory

1055 Ellis Street
San Francisco, CA 94109

Contact Information:

Phone: 415-775-6626

Fax: 415-931-6941

Website: <http://www.shcp.edu/>

Quick Statistics:

Year Founded: 1852

District: San Francisco

Total Students: 1,256

Total Faculty: 310

School Contacts:

President: John Scudder

Principal: Gary Cannon

Campus Minister: Katie Norris, katie_norris@shcp.edu

Director of Religion: Sebastian Vallelunga, sebastian_vallelunga@shcp.edu

Lasallian Youth Moderator: Amanda Pelle, amanda_pelle@shcp.edu

Lasallian Animator: Bill Krueger, bill_krueger@shcp.edu

Communications Contact: Caitlin Steele-Williams, caitlin_steelewilliams@shcp.edu

Director of Mission: John Scudder, john_scudder@shcp.edu

Director of Development: Theresa Flynn-Houghton, theresa_flynn@shcp.edu

Saint John's College High School

2607 Military Road NW
Washington, DC 20015

Contact Information:

Phone: 202-363-2316

Fax: 202-380-1754

Website: <http://www.stjohns-chs.org/>

Quick Statistics:

Year Founded: 1851

District: DENA

Total Students: 1,042

Total Faculty: 238

School Contacts:

President: Jeffrey Mancabelli

Principal: Bro. Michael Andrejko, FSC

Campus Minister: Kathleen Kernich/ Peter Walz, kkernich/pwalz@stjohns.chs.org

Director of Religion: Thomas Sipowicz, tsipowicz@stjohns-chs.org

Lasallian Youth Moderator: Bro. Martin Zewe, FSC, mzewe@stjohns-chs.org

Lasallian Animator: Matthew Scalzo, mscalzo@stjohns-chs.org

Communications Contact: Stephanie Parrish, sparrish@stjohns-chs.org

Director of Mission: Jeffrey Mancabelli, jmancabelli@stjohns-chs.org

Director of Development: Michale Esten, mesten@stjohns-chs.org

Saint Joseph's Collegiate Institute

845 Kenmore Avenue
Buffalo, NY 14223

Contact Information:

Phone: 716-874-4024

Fax: 716-874-4956

Website: <http://www.sjci.com/>

Quick Statistics:

Year Founded: 1861

District: DENA

Total Students: 719

Total Faculty: 148

School Contacts:

President: Robert Scott, AFSC

Principal: Jeffery Hazel

Campus Minister: Deacon William Walkowiak, wwalkowiak@sjci.com

Director of Religion: Deacon Gregory Feary, gfeary@sjci.com

Lasallian Youth Moderator: Deacon William Walkowiak, wwalkowiak@sjci.com

Lasallian Animator: Catherine Ward, cward@sjci.com

Communications Contact: Kate LaBrake, klabrake@sjci.com

Director of Mission: Robert Scott, AFSC, rscott@sjci.com

Director of Development: R. Scott Burn, sburns@sjci.com

Saint Mary's College High School

1294 Albina Avenue
Peralta Park
Berkeley, CA 94706

Contact Information:

Phone: 510-526-9242

Fax: 510-559-6277

Website: <http://www.saintmaryschs.org/>

Quick Statistics:

Year Founded: 1863

District: San Francisco

Total Students: 619

Total Faculty: 150

School Contacts:

President: Bro. Edmond Larouche, FSC

Principal: Peter Imperial

Campus Minister: Christopher Trinidad, ctrinidad@stmchs.org

Director of Religion: Bro. David Caretti, FSC, brotherdavid@stmchs.org

Lasallian Youth Moderator: Bro. David Caretti, FSC, brotherdavid@stmchs.org

Lasallian Animator: Craig Sutphin, csutphin@stmchs.org

Communications Contact: Lawrence Puck, lpuck@stmchs.org

Director of Mission: Bro. Edmond Larouche, FSC, elarouche@stmchs.org

Director of Development: Peter Boero, pboero@stmchs.org

Saint Patrick High School

5900 West Belmont Avenue
Chicago, IL 60634

Contact Information:

Phone: 773-282-2361

Fax: 773-282-2361

Website: <http://www.stpatrick.org/>

Quick Statistics:

Year Founded: 1861

District: Midwest

Total Students: 818

Total Faculty: 184

School Contacts:

President: Bro. Konrad Diebold, FSC

Principal: Dr. Joseph Schmidt

Campus Minister: Richard Raho, rraho@stpatrick.org

Director of Religion: Bill Frere, wfrere@stpatrick.org

Lasallian Youth Moderator: Ann Perez, aperez@stpatrick.org

Lasallian Animator: Chris Perez, cperez517@aol.com

Communications Contact: Susan Gillespie, sgillespie@stpatrick.org

Director of Mission: Bro. Konrad Diebold, FSC, bkdiebold@stpatrick.org

Director of Development: Margie Mei, mmei@stpatrick.org

Saint Paul's School

917 S. Jahncke Avenue
Covington, LA 70433

Contact Information:

Phone: 985-892-3200

Fax: 985-892-4048

Website: <http://www.edline.net/pages/StPaulsSchool/>

Quick Statistics:

Year Founded: 1911

District: NOSF

Total Students: 860

Total Faculty: 186

School Contacts:

Principal: Bro. Ray Bulliard, FSC

Campus Minister: Charles Legendre, charlesl@stpauls.com

Director of Religion: Bro. Ken Boesch, FSC, broken@stpauls.com

Lasallian Youth Moderator: Charles Legendre, charlesl@stpauls.com

Lasallian Animator: Charles Legendre, charles@stpauls.com

Communications Contact: Karen Hebert, karenh@stpauls.com

Director of Mission:

Director of Development:

Saint Peter's Boys High School

200 Clinton Avenue
Staten Island, NY 10301

Contact Information:

Phone: 718-447-1676

Fax: 718-447-4027

Website: <http://www.stpetersboyshs.org/>

Quick Statistics:

Year Founded: 1917

District: DENA

Total Students: 563

Total Faculty: 80

School Contacts:

President: Bro. James Kelly, FSC

Principal: John Fodera

Campus Minister: Regina Colvin, rcolvin@stpetersboyshs.org

Director of Religion: Salvatore Castellano, scastellano@stpetersboyshs.org

Lasallian Youth Moderator: Patricia Calchi, pcalchi@stpetersboyshs.org

Lasallian Animator: William Gault, wlg1957@yahoo.com

Communications Contact: John Fodera, jfodera@stpetersboyshs.org

Director of Mission: Frank Cafaro, fpetersqui@aol.com

Director of Development: Jack Muraca, eaglesalumni@aol.com

Saint Raphael Academy

123 Walcott Street
Pawtucket, RI 02860-3256

Contact Information:

Phone: 401-723-8100

Fax: 401-723-8740

Website: <http://www.saintraphaelacademy.org/>

Quick Statistics:

Year Founded: 1924

District: DENA

Total Students: 360

Total Faculty: 104

School Contacts:

President-Principal: Maryann Donohue-Lynch

Campus Minister: Rita Pratt, rpratt@saintrays.org

Director of Religion: Steven Vargas, svargas@saintrays.org

Lasallian Youth Moderator: Nancy Benoit, nbenoit@saintrays.org

Lasallian Animator: Sandra Smith, ssmith@saintrays.org

Communications Contact: Laura Loffredo, lloffredo@saintrays.org

Director of Mission:

Director of Development: Laura Loffredo, lloffredo@saintrays.org

Saint Raymond High School for Boys

2151 St. Raymond Avenue
Bronx, NY 10462

Contact Information:

Phone: 718-824-5050

Fax: 718-863-8808

Website: <http://straymondhighschool.org/>

Quick Statistics:

Year Founded: 1969

District: DENA

Total Students: 754

Total Faculty: 136

School Contacts:

Principal: Bro. Daniel Gardner, FSC

Campus Minister: Bro. Richard Galvin, FSC rgalvin@straymondhighschool.org

Director of Religion: Christopher Corvi, ccorvi@straymondhighschool.org

Lasallian Youth Moderator:

Lasallian Animator:

Communications Contact: Genna Toye, gtoye@straymondhighschool.org

Director of Mission:

Director of Development: Christopher Ellis, cellis@straymondhighschool.org

San Miguel High School

6601 S. San Fernando Road
Tucson, AZ 85756

Contact Information:

Phone: 520-294-6403

Fax: 520-294-6417

Website: <http://www.sanmiguelcristorey.org/>

Quick Statistics:

Year Founded: 2004

District: San Francisco

Total Students: 321

Total Faculty: 100

School Contacts:

President: Leslie Shultz-Crist

Principal: Richard Reyes

Campus Minister: Jerry Meyer, jmeyer@sanmiguelhigh.org

Director of Religion: Karen Brady, kbrady@sanmiguelhigh.org

Lasallian Youth Moderator: Jerry Meyer, jmeyer@sanmiguelhigh.org

Lasallian Animator: Jerry Meyer, jmeyer@sanmiguel.org

Communications Contact:

Director of Mission: Leslie Shultz-Crist, lcrist@sanmiguelhigh.org

Director of Development: Nicola Hartman, nhartman@sanmiguel.org

San Miguel Middle School of Tulsa

2444 East Admiral Boulevard
Tulsa, OK 74110

Contact Information:

Phone: 918-728-7337

Website: <http://www.sanmigueltulsa.org/>

Quick Statistics:

Year Founded: 2004

District: Midwest

Total Students: 61

Total Faculty: 27

School Contacts:

President: Joseph O'Connor

Principal: Cathy Moore

Campus Minister: Mary Ellen Clark, maryellen@sanmigueltulsa.org

Director of Religion: Joe O'Connor, joeconnor@sanmigueltulsa.org

Lasallian Youth Moderator: Joe O'Connor, joeconnor@sanmigueltulsa.org

Lasallian Animator: Joe O'Connor, joeconnor@sanmigueltulsa.org

Communications Contact: Alison Stookey, alisonstookey@sanmigueltulsa.org

Director of Mission: Joe O'Connor, joeconnor@sanmigueltulsa.org

Director of Development: Alison Stookey, alisonstookey@sanmigueltulsa.org

San Miguel School

7705 Georgia Avenue NW
Washington, DC 20012

Contact Information:

Phone: 202-232-8345

Website: <http://sanmigueldc.org/>

Quick Statistics:

Year Founded: 2002

District: DENA

Total Students: 61

Total Faculty: 22

School Contacts:

President: Don Mullikin

Principal: Bro. Francis Eells, FSC

Campus Minister:

Director of Religion: Diana Aguilar, daguilar@sanmigueldc.org

Lasallian Youth Moderator:

Lasallian Animator: Bro. Joseph Mahon, FSC, jmahon@sanmigueldc.org

Communications Contact: Suzana Guzman, sguzman@sanmigueldc.org

Director of Mission:

Director of Development:

San Miguel Schools Back of the Yards Campus

1949 West 48th Street
Chicago, IL 60609

Contact Information:

Phone: 773-890-1481

Fax: 773-254-3382

Website: <http://sanmiguelchicago.org/>

Quick Statistics:

Year Founded: 1995

District: Midwest

Total Students: 84

Total Faculty: 26

School Contacts:

School Leader: Tad Smith, Principal

Campus Minister:

Director of Religion: Erin Hempstead, ehempstead@sanmiguelchicago.org

Lasallian Youth Moderator: Carlos Gonzalez, cgonzalez@sanmiguelchicago.org

Lasallian Animator: John Kennedy-Farrell, jfarrell@sanmiguelchicago.org

Communications Contact: Thaddeus Smith, tsmith@sanmiguelchicago.org

Director of Mission:

Director of Development: Phillip Jimenez, pjimenez@sanmiguelchicago.org

San Miguel Schools Gary Comer Campus

819 North Leamington Street
Chicago, IL 60651

Contact Information:

Phone: 773-261-8851

Fax: 773-261-8854

Website: <http://sanmiguelchicago.org/>

Quick Statistics:

Year Founded: 2002

District: Midwest

Total Students: 63

Total Faculty: 30

School Contacts:

School Leader: Kathy Donohue, Principal

Campus Minister:

Director of Religion:

Lasallian Youth Moderator: Toraneka Hampton, thampton@sanmiguelchicago.org

Lasallian Animator:

Communications Contact:

Director of Mission:

Director of Development: Phillip Jimenez, pjimenez@sanmiguelchicago.org

St. Joseph High School

10900 W. Cermak Road
Westchester, IL 60154-4170

Contact Information:

Phone: 708-562-4433

Fax: 708-562-4459

Website: <http://www.stjoeshs.org/>

Quick Statistics:

Year Founded: 1960

District: Midwest

Total Students: 604

Total Faculty: 141

School Contacts:

President: David McCreery

Principal: Ronald Hoover

Campus Minister: David Hotek, dhotek@stjoeshs.org

Director of Religion: Kevin Gallmeier, kgallmeier@stjoeshs.org

Lasallian Youth Moderator: Jennifer Ryan, jryan@stjoeshs.org

Lasallian Animator: David Hotek, dhotek@stjoeshs.org

Communications Contact: Stephanie Morton, smorton@stjoeshs.org

Director of Mission: David Hotek, dhotek@stjoeshs.org

Director of Development: Joseph Tortorich, jtortorich@stjoeshs.org

St. Michael's High School

100 Siringo Road
Santa Fe, NM 87505

Contact Information:

Phone: 505-983-7353

Fax: 505-982-8722

Website: <http://www.stmichaelssf.org/>

Quick Statistics:

Year Founded: 1859

District: NOSF

Total Students: 709

Total Faculty: 119

School Contacts:

President: Marcia Sullivan

Principal: Sam Govea

Campus Minister: Diahann Larson, dlarson@stmikessf.org

Director of Religion: Diahann Larson, dlarson@stmikessf.org

Lasallian Youth Moderator: Marigene Ficke, mficke@stmikessf.org

Lasallian Animator: Diahann Larson, dlarson@stmikessf.org

Communications Contact: Robin Chavez, rchavez@stmikessf.org

Director of Mission: Diahann Larson, dlarson@stmikessf.org

Director of Development: Taylor Gantt, tgantt@stmikessf.org

The De La Salle School

87 Pine Street
Freeport, NY 11520

Contact Information:

Phone: 516-379-8660

Fax: 516-379-8806

Website: <http://www.delasalleschool.org/>

Quick Statistics:

Year Founded: 2002

District: DENA

Total Students: 65

Total Faculty: 26

School Contacts:

Executive Director: Bro. Thomas P. Casey, FSC

School Board President: Michael Moriarty

Campus Minister:

Director of Religion: Frank Donodeo, frank.donodeo@gmail.com

Lasallian Youth Moderator:

Lasallian Animator:

Communications Contact: Ed Moffett, emoffett@delasalleschool.org

Director of Mission:

Director of Development: Ed Moffett, emoffett@delasalleschool.org

The San Miguel School of Providence

525 Branch Avenue
Providence, RI 02904

Contact Information:

Phone: 401-467-9777

Fax: 401-785-4976

Website: <http://sanmiguelprov.org/>

Quick Statistics:

Year Founded: 1993

District: DENA

Total Students: 64

Total Faculty: 48

School Contacts:

Executive Director: Bro. Lawrence Goyette, FSC

Academic Dean: Carol Soltys

Campus Minister:

Director of Religion:

Lasallian Youth Moderator: Sarah Laitinen, bellingham.sarah@gmail.com

Lasallian Animator: Kevin Regan, kregan264@verizon.net

Communications Contact: Amy Kalina, akalina@sanmiguelprov.org

Director of Mission: Bro. Lawrence Goyette, FSC, larsgoyette@hotmail.com

Director of Development: Jennifer Foster, jafoster.sanmiguel@verizon.net

Totino-Grace High School

1350 Gardena Avenue NE
Fridley, MN 55432

Contact Information:

Phone: 763-571-9116

Fax: 763-571-9118

Website: <http://www.totinograce.org/>

Quick Statistics:

Year Founded: 1966

District: Midwest

Total Students: 800

Total Faculty: 230

School Contacts:

President: Dr. William Hudson

Principal: Julie Michels, AFSC

Campus Minister: Andrew Blake, andrew.blake@totinograce.org

Director of Religion: Bill Vance, william.vance@totinograce.org

Lasallian Youth Moderator: Kristen Osterdorf, kristen.osterdorf@totinograce.org

Lasallian Animator: Andrew Blake, andrew.blake@totinograce.org

Communications Contact: Kelly Refsnider, kelly.refsnider@totinograce.org

Director of Mission:

Director of Development: Greg Balego, greg.balego@totinograce.org

West Philadelphia Catholic High School

4501 Chestnut Street
Philadelphia, PA 19139

Contact Information:

Phone: 215-386-2244

Website: <http://westcatholic.org/>

Quick Statistics:

Year Founded: 1916

District: DENA

Total Students: 357

Total Faculty: 107

School Contacts:

President: Bro. Richard Kestler, FSC

Principal: Sr. Mary Bur, IHM

Campus Minister: Rev. Mike Marrone, westmarrone@yahoo.com

Director of Religion: Maureen Schlegel, wchsschlegel@yahoo.com

Lasallian Youth Moderator:

Lasallian Animator:

Communications Contact: Brian Fluck, brianfluckwc@hotmail.com

Director of Mission:

Director of Development: George Light, georgelightwchs@hotmail.com

Appendix II: Postsecondary Institutions Directory

Bethlehem University

P.O.Box 11407
Jerusalem, Israel 92248

Contact:

Phone: 972 2 274 1241

Fax: 972 2 274 4440

Website: <http://www.bethlehem.edu/>

Quick Statistics

Total students: 3,013

Total faculty and staff: 339

Vice Chancellor: Bro. Peter Bray, FSC

Christian Brothers University

650 East Parkway South
Memphis, TN 38104

Contact:

Phone: 901-321-3000

Fax: 877-231-4CBU

Website: <http://www.cbu.edu/>

Quick Statistics

Total students: 1,433

Total faculty and staff: 326

President: Dr. John Smarrelli Jr., Ph.D.

La Salle University

1900 W. Olney Avenue
Philadelphia, PA 19141

Contact:

Phone: 215-579-7335

Website: <http://www.lasalle.edu/>

Quick Statistics

Total students: 11,228

Total faculty and staff: 1,411

President: Bro. Michael McGinniss, FSC, Ph.D.

Lewis University

One University Parkway
Romeoville, IL 60446-2200

Contact:

Phone: 800-897-9000

Fax: 815-836-5566

Website: <http://www.lewisu.edu/>

Quick Statistics

Total students: 6,394

Total faculty and staff: 1,049

President: Bro. James Gaffney, FSC, D.Min.

Manhattan College

4513 Manhattan College Parkway
Riverdale, NY 10471

Contact:

Phone: 718-862-8000

Fax: 718-862-8049

Website: <http://manhattan.edu/>

Quick Statistics

Total students: 3,657

Total faculty and staff: 813

President: Dr. Brennan O'Donnell, Ph.D.

Saint Mary's College of California

1928 Saint Mary's Road
Moraga, CA 94556

Contact:

Phone: 925-631-4000

Fax: 925-376-2150

Website: <http://www.stmarys-ca.edu/>

Quick Statistics

Total students: 4,099

Total faculty and staff: 975

President: Bro. Ronald Gallagher, FSC, Ph.D.

Saint Mary's University of Minnesota

700 Terrace Heights
Winona, MN 55987-1399

Contact:

Phone: 800-635-5987

Fax: 507-457-1566

Website: <http://www.smumn.edu/>

Quick Statistics

Total students: 5,688

Total faculty and staff: 1,046

President: Bro. William Mann, FSC, D.Min.

